Connector Location A

Connector Location B

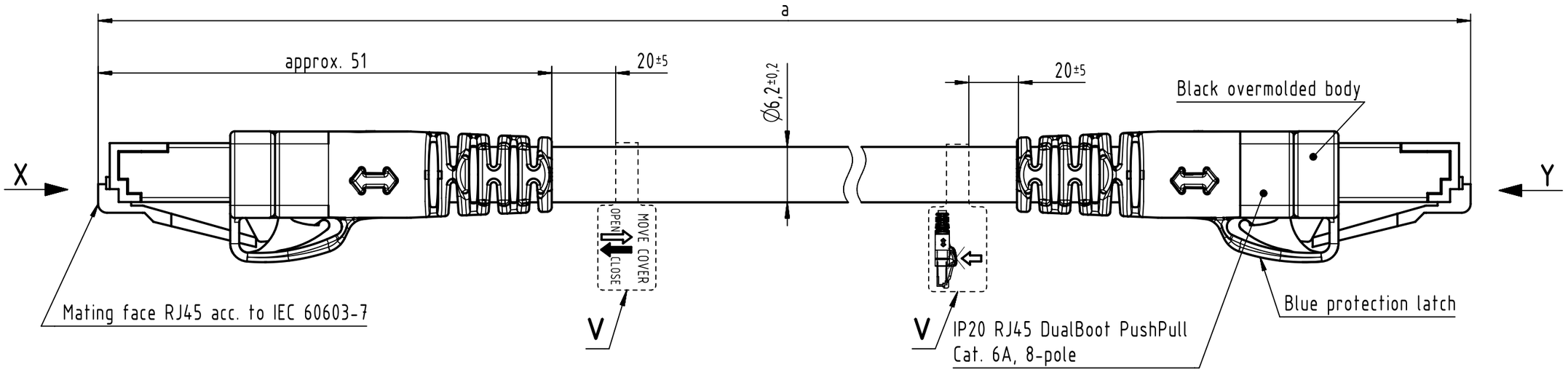

Loading Plan
acc. to TIA/EIA 568B

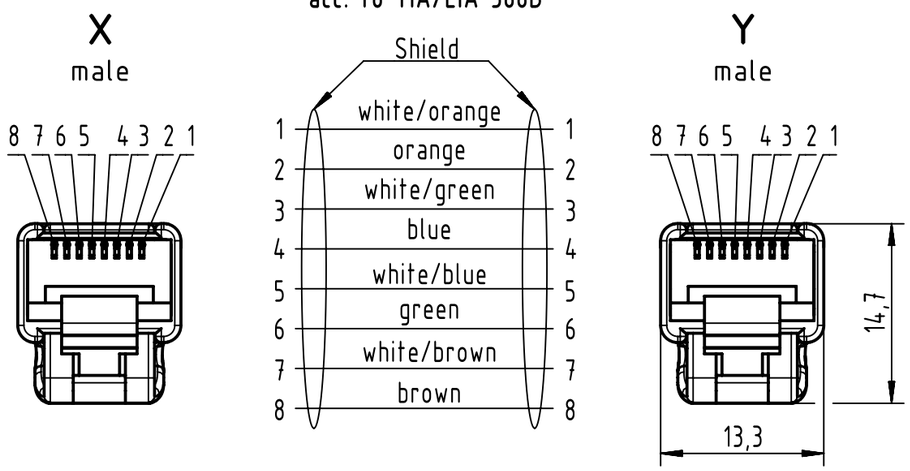

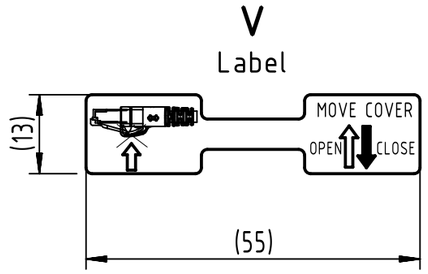

length in "1m" step		
	100	XXX=000
	99	XXX=990
	⋮	⋮
	12	XXX=120
	11	XXX=110
length in "0.1m" step	10	XXX=100
	9.9	XXX=099
	9.8	XXX=098
	⋮	⋮
	0.5	XXX=005
	0.4	XXX=004
	0.3	XXX=003
	0.2	XXX=002
Step	**a [m]**	**XXX**

6.0 to 100	±1%
0.6 to 5.9	+0.04
0.2 to 0.5	+0.02
a [m]	**Tolerance**

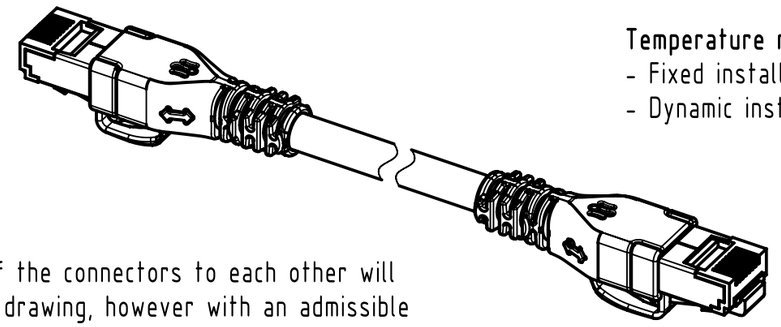

Temperature range:
- Fixed installation: -20°C ... +60°C
- Dynamic installation: 0°C ... +50°C

Cat. 7 FRNC Ethernet Cable, AWG 26/7, S/FTP, blue	09488888580XXX
Type of cable	**Part no.**

NOTE:
* **For lengths < 1.0m:**
- relative positioning of the connectors to each other will be as presented in the drawing, however with an admissible angular deviation around cable axis of ± 30°
* **For lengths ≥ 1.0m:**
- relative positioning of the connectors to each other not obligatory
* **Cat.6A 10 Gbit/s Ethernet transmission possible for lengths up to 45m**

All Dimensions in mm	Tech. Character.	Free size tol.		According to production drawing
All rights reserved	Created by COSTEA Costea	Inspected by 402676 Gross	Standardisation MUNTEANV Muntean	Date 2021-10-28	State Final Release
Department HCS - RO	Title DualBoot RJ45 PP FRNC Cat.6A blue				Doc-Key / ECM-Nr. 100578168/UGD/009/G 500000204136
HARTING Customised Solutions D-32339 Espelkamp	Type TB	Number 09488888580XXX		Rev. G	Page 1/1

A3