Connector Location A

Connector Location B

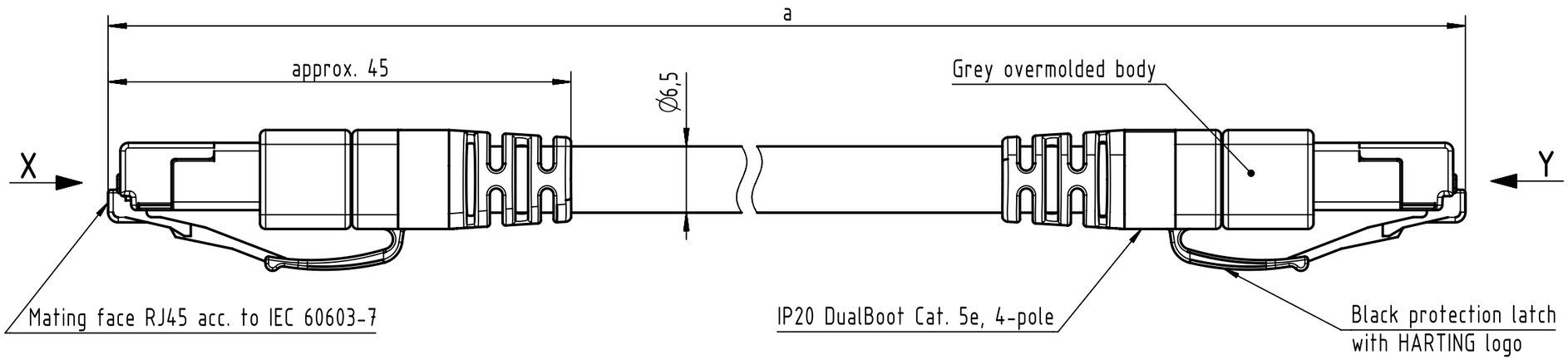

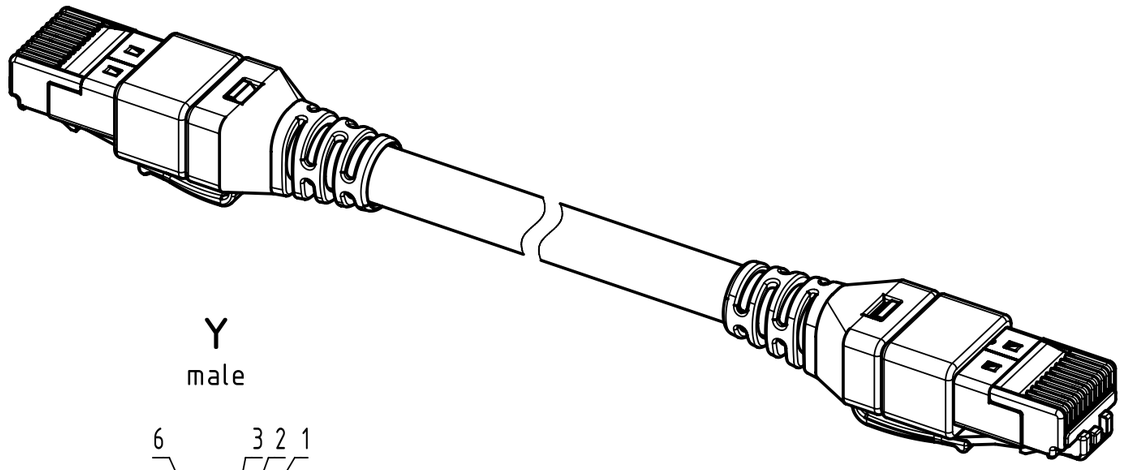

X
male

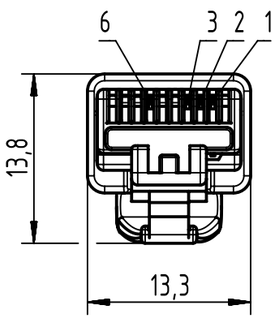

Loading Plan

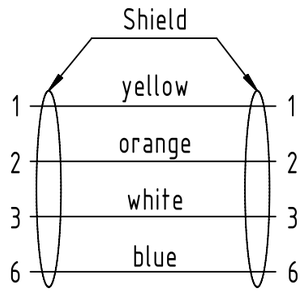

Y
male

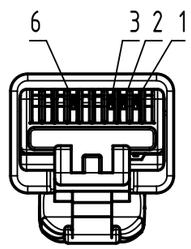

length in "1m" step	100	XXX=000
	99	XXX=990
	⋮	⋮
	12	XXX=120
	11	XXX=110
length in "0.1m" step	10	XXX=100
	9.9	XXX=099
	9.8	XXX=098
	⋮	⋮
	0.5	XXX=005
	0.4	XXX=004
	0.3	XXX=003
	0.2	XXX=002
Step	**a [m]**	**XXX**

6.0 to 100	±1%
0.6 to 5.9	+0.04
0.2 to 0.5	+0.02
a [m]	**Tolerance**

RJI Ethernet Stranded Cable, 4xAWG 22/7, PVC, Cat. 5+, red	09486868006XXX
Type of cable	**Part no.**

NOTE:

For lengths < 1.0m:

- relative positioning of the connectors to each other shall be as presented in the drawing, however with an admissible angular deviation around cable axis of ± 30°

For lengths ≥ 1.0m:

-relative positioning of the connectors to each other not obligatory

- Temperature range: -25°C ... +60°C

All Dimensions in mm	Tech. Character.	Free size tol.		According to production drawing
HARTING	All rights reserved	Created by STOCHECIC Stocheci	Inspected by COSTEA Costea	Standardisation MUNTEANV Muntean	Date 2019-07-30	State Final Release
	Department HCS - RO	Title RJI SERCOS III Cable PVC Cat.5 4p				Doc-Key / ECM-Nr. 100689428/UGD/045/B 500000155865
HARTING Customised Solutions D-32339 Espelkamp		Type TB	Number 09486868006XXX		Rev. B	Page 1/1

A3