Connector Location A

Connector Location B

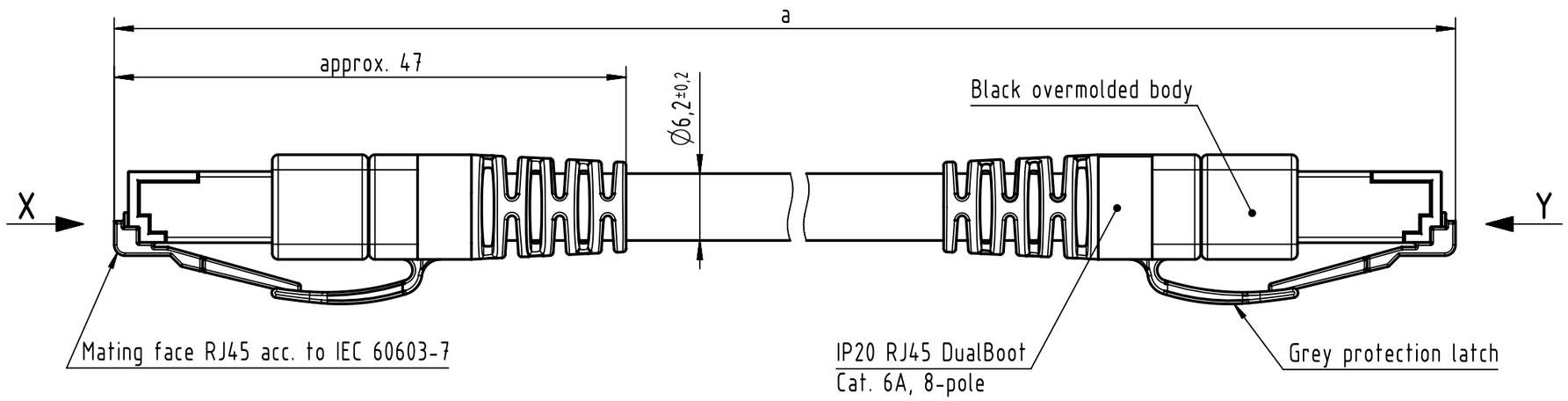

X
male

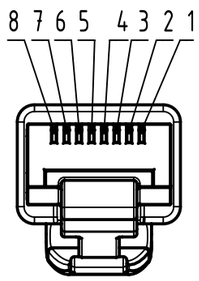

Loading Plan
acc. to TIA/EIA 568B

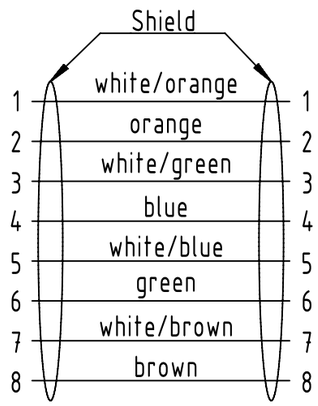

Y
male

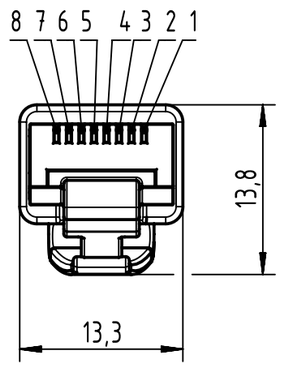

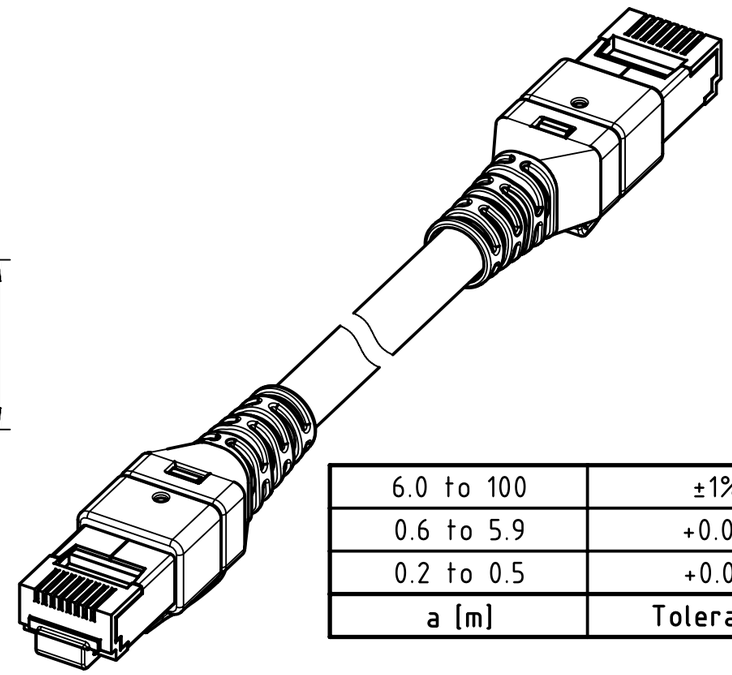

length in "1m" step	100	XXX=000
	99	XXX=990
	⋮	⋮
	12	XXX=120
	11	XXX=110
length in "0.1m" step	10	XXX=100
	9.9	XXX=099
	9.8	XXX=098
	⋮	⋮
	0.5	XXX=005
	0.4	XXX=004
	0.3	XXX=003
	0.2	XXX=002
Step	**a [m]**	**XXX**

6.0 to 100	±1%
0.6 to 5.9	+0.04
0.2 to 0.5	+0.02
a [m]	**Tolerance**

Cat. 7 FRNC Ethernet Cable, AWG 26/7, S/FTP, grey	09488787585XXX
Type of cable	**Part no.**

Temperature range:
- Fixed installation: -20°C ... +60°C
- Dynamic installation: 0°C ... +50°C

NOTE:
*** For lengths < 1.0m:**
- relative positioning of the connectors to each other will be as presented in the drawing, however with an admissible angular deviation around cable axis of ± 30°

*** For lengths ≥ 1.0m:**
- relative positioning of the connectors to each other not obligatory

*** Cat.6A 10 Gbit/s Ethernet transmission possible for lengths up to 45m**

All Dimensions in mm	Tech. Character.	Free size tol.			According to production drawing
HARTING	All rights reserved	Created by COSTEA Costea	Inspected by 402676 Gross	Standardisation MUNTEANV Muntean	Date 2021-10-28	State Final Release
	Department HCS - RO	Title DualBoot RJ45 FRNC Cat.6A grey				Doc-Key / ECM-Nr. 100577971/UGD/007/E 500000204136
HARTING Customised Solutions D-32339 Espelkamp		Type TB	Number 09488787585XXX		Rev. E	Page 1/1

A3