Connector Location A

Connector Location B

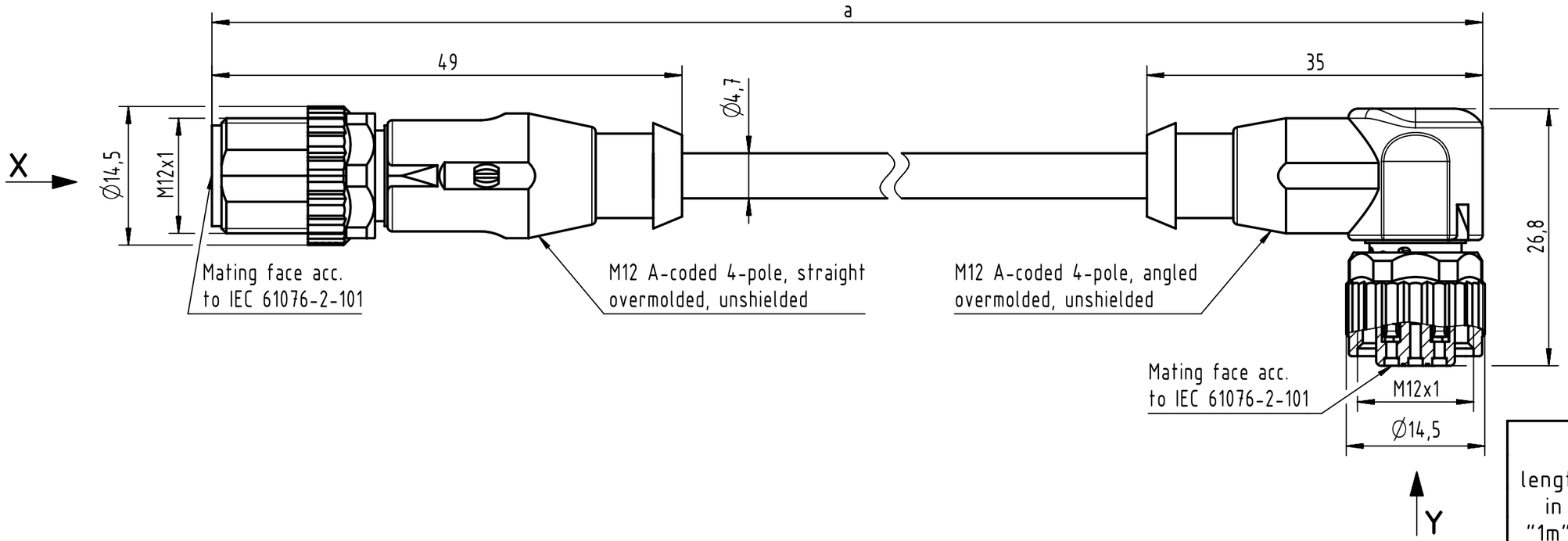

length in "1m" step	100	XXX=000
	99	XXX=990
	⋮	⋮
	12	XXX=120
	11	XXX=110
length in "0.1m" step	10	XXX=100
	9.9	XXX=099
	9.8	XXX=098
	⋮	⋮
	0.4	XXX=004
	0.3	XXX=003
	0.2	XXX=002
	0.1	XXX=001
Step	**a [m]**	**XXX**

X
male

Loading Plan

Y
female

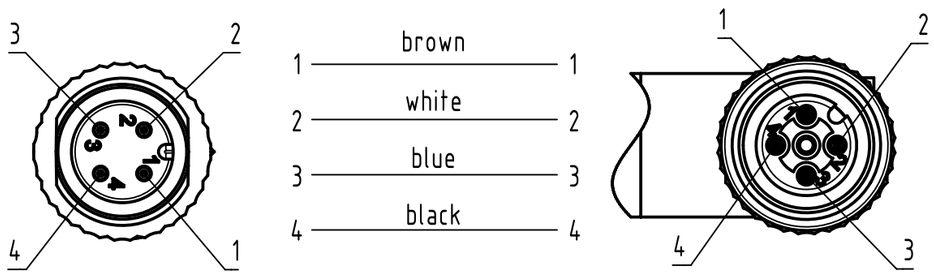

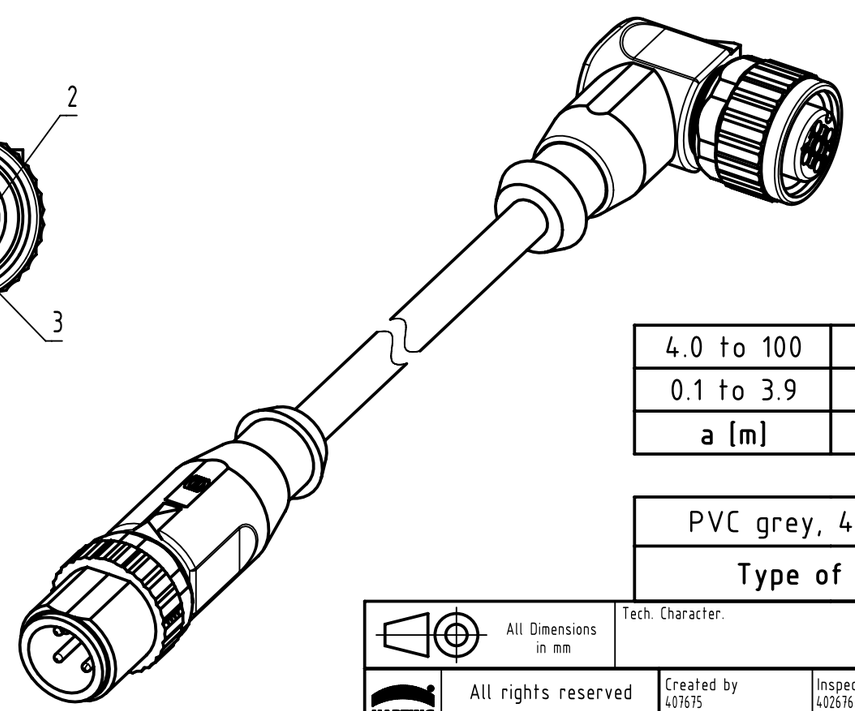

4.0 to 100	±1%
0.1 to 3.9	+0.04
a [m]	**Tolerance**

PVC grey, 4x0.34mm²	21348487484XXX
Type of cable	**Part no.**

- Protection level: IP65/67
- Temperature range: -25°C ... +80°C

All Dimensions in mm | Tech. Character. | Free size tol. | According to production drawing

All rights reserved

Department HCS - RO

HARTING Customised Solutions

D-32339 Espelkamp

Created by	Inspected by	Standardisation	Date	State
407675 Lorinczi	402676 Gross	MUNTEANV Muntean	2023-06-09	Final Release

Title: M12 Cable Assembly A-cod st/an m/f

Doc-Key / ECM-Nr.: 100578701/UGD/009/E 500000238459

Type: TB | Number: 21348487484XXX | Rev.: E | Page: 1/1

A3