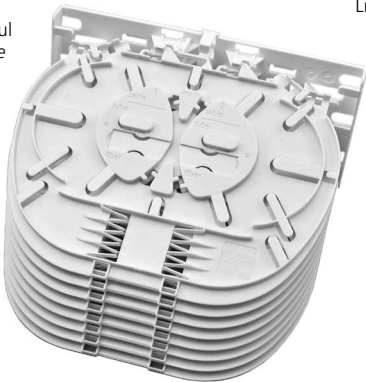



# SAM - Splice Arranged Management





## SAM Single Circuit / Single Element Cassette Module

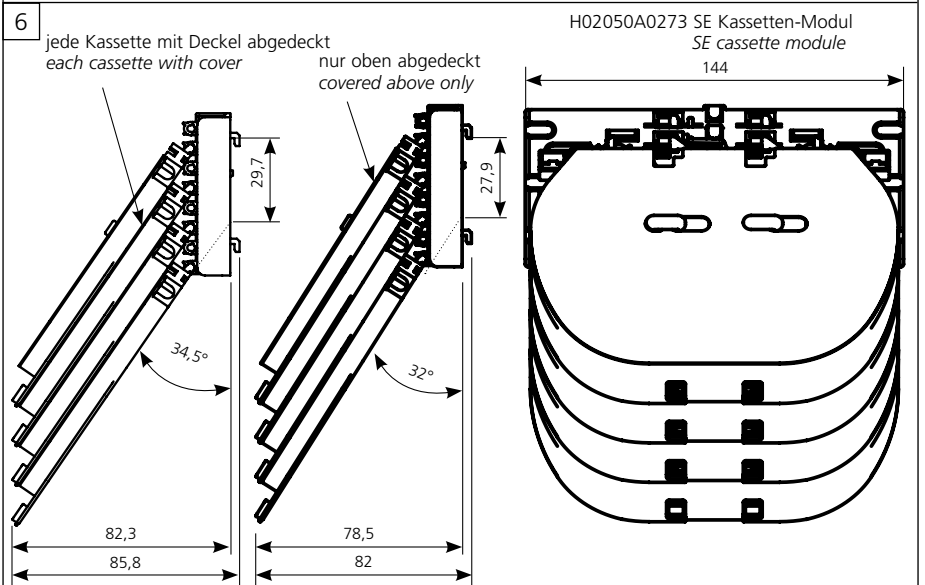
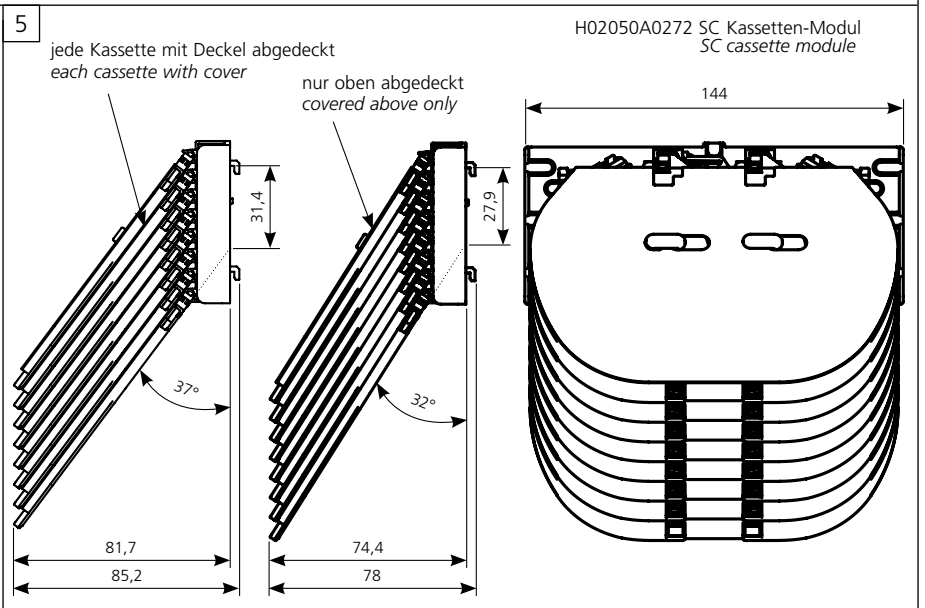
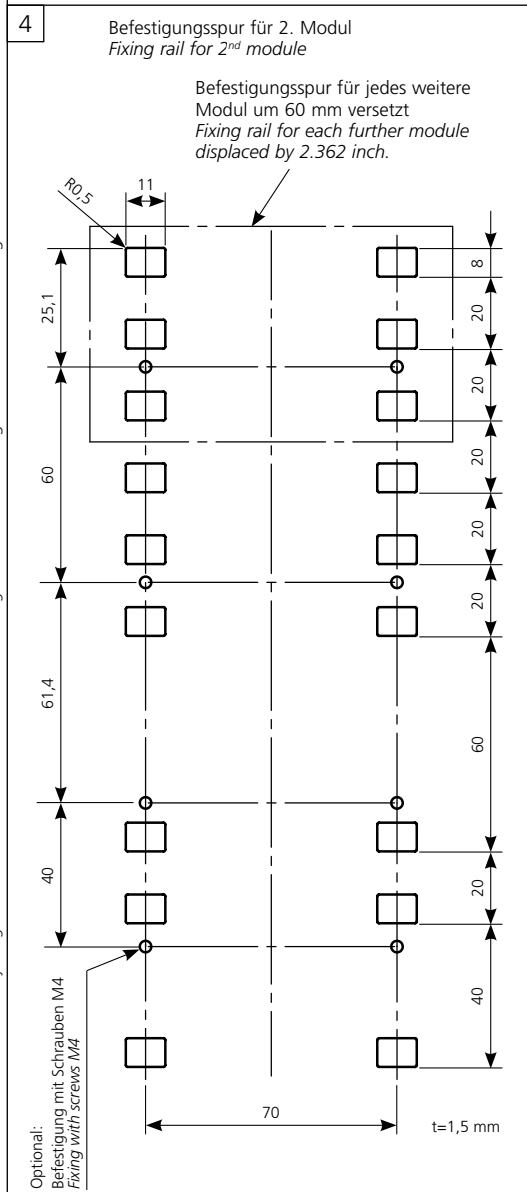
Montageanleitung / Assembly Instructions

<p><b>1</b> H02050A0272 SC Kassetten-Modul SC cassette module</p>	<p>Lieferumfang / Scope of delivery</p>	<p><b>2</b> H02050A0273 SE Kassetten-Modul SE cassette module</p>
---	---	---

<p><b>3</b> B00045A0150 Fasermanagement Fiber Management</p>	<p>B00015A0012 Deckel für SC/SE Kassetten Cover for SC/SE cassettes</p>	<p>B00115A0005 Nummerierungsclips 1-10 Numbering clips 1-10</p>	<p>B00014A0057 Montagehalter für SC/SE Kassetten Assembly retainer for SC/SE cassettes</p>
--	---	---	--






















# SAM - Splice Arranged Management

## SAM Single Circuit / Single Element Cassette Module

Montageanleitung / Assembly Instructions

<p>Demontage der Kassetten <i>Disassembly of cassettes</i></p> 	<p>7 Montage des Deckels <i>Mounting of cover</i></p> 	<p>Demontage des Deckels <i>Disassembly of cover</i></p> 
<p>8 F08000A0010 und/and F08000A0011 Ablage des Schrumpfspleißes im SC Kassetten-Modul <i>Deposition of shrink splice in SC cassette module</i></p> 	<p>10 F08000A0010 und/and F08000A0011 Ablage der Schrumpfspleiße im SE Kassetten-Modul auf 2 Ebenen <i>Deposition of shrink splices in SE cassette module on 2 levels</i></p> 	
<p>8.1 F08000A0017 Ablage des Micro-Schrumpfspleißes im SC Kassetten-Modul <i>Deposition of micro-shrink splice in SC cassette module</i></p> 	<p>10.1 F08000A0017 Ablage der Mini-Schrumpfspleiße im SE Kassetten-Modul auf 2 Ebenen <i>Deposition of mini-shrink splice in SE cassette-module on 2 levels</i></p> 	
<p>8.2 F08000A0014 Ablage des Crimpspleißes im SC Kassetten-Modul <i>Deposition of crimp splice in SC cassette module</i></p> 	<p>10.2 F08000A0014 Ablage der Crimpspleiße im SE Kassetten-Modul auf 2 Ebenen <i>Deposition of crimp splice in SE cassette-module on 2 levels</i></p> 	
<p>9 Anbindung Faserschlauch an SC Kassetten-Modul <i>connection fiber tube to SC cassette module</i></p> 	<p>11 Anbindung Faserschlauch an SE Kassetten-Modul <i>connection fiber tube to SE cassette module</i></p> 	
<p>9.1 Anbindung Faserschlauch an SC Kassetten-Modul <i>connection fiber tube to SC cassette module</i></p> 	<p>11.1 Anbindung Faserschlauch an SE Kassetten-Modul mit Clip <i>connection fiber tube to SE cassette module with clip</i></p> 	
<p>12 Montagebeispiel <i>Mounting example</i></p> 	<p>11.2 Anbindung Faserschlauch an SE Kassetten-Modul <i>connection fiber tube to SE cassette module</i></p> 