

Wideband to Quatro Converter

About this Manual

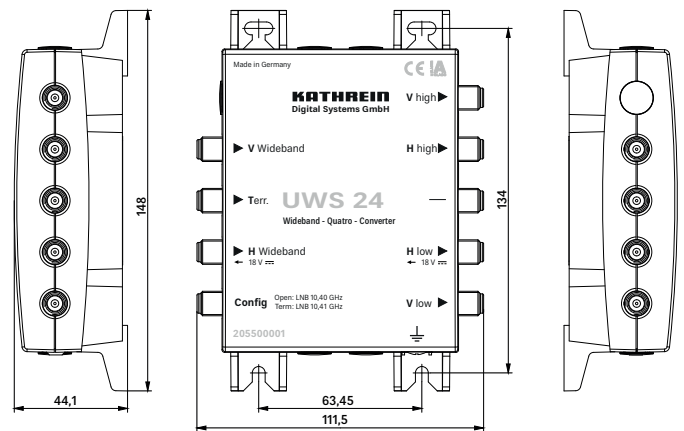
This document is part of the product.

- ▶ Read this manual carefully before using the converter for the first time.
- ▶ Keep this document for reference throughout the service life of the device and pass it on to any new owner or user.

For the most up-to-date version of this manual, go to www.kathrein-ds.com.



Keep this manual in a safe place for future reference and include it with the unit when passing it on to the next user.



Features

- Converter for converting two wideband signals to four SAT-IF levels
- The use of terminating resistor EMK 03 (order no. 237169) enables the adaptation to the LNB's oscillator frequency (10.40 GHz or 10.41 GHz)
- Power supply via "horizontal low" trunk
- Terrestrial signals in the 5–862 MHz band can be received even when the satellite receiver is switched off
- Installation on EXR 2508 (order no. 20510095) or EXR 2558 (order no. 20510096) possible using EMU 250 coupler (order no. 20510044)
- Kathrein Power Saving:
If no receiver is active in a system using Kathrein Power Saving, both the LNB and the converter are switched off

Scope of Supply

- UWS 24
- Instructions for use for UWS 24

Transport and Storage

- ▶ Use the original packaging for transporting the device; store it in a dry place
- ▶ Make sure there is no water condensation build-up.

Intended Use

- ▶ The device described in this manual is only intended for the installation of satellite reception systems and may only be installed by trained specialists
- ▶ Any other use or the non-observance of these instructions will result in the loss of the warranty and guarantee
- ▶ The manufacturer accepts no liability for accidents caused by the user opening the unit
- ▶ Opening the unit and attempting to repair it yourself voids all warranty claims

Safety Precautions



Improper intervention can endanger the electrical safety of the device.

- ▶ Do not open or tamper with the unit
- ▶ Always disconnect the mains plug from the socket when working on the system
- ▶ Ensure adequate clearance: at least 5 cm to all sides
- ▶ Ensure free circulation of air to dissipate the heat from the unit
- ▶ Do not place any liquid-filled items on top of the device
- ▶ Do not expose the device to dripping or splashing water
- ▶ Admissible ambient temperature: -20 to +55 °C
- ▶ The device may only be installed in dry indoor areas
- ▶ Do not install the device on or against easily combustible material
- ▶ The device is intended for wall mounting only! All other installation positions are prohibited
- ▶ Comply with the safety regulations set out in the current EN 60728-11 and EN 62368-1 standards
- ▶ The equipment must be provided with an equipotential bonding wire (Cu, at least 4 mm²)

Installation Instructions

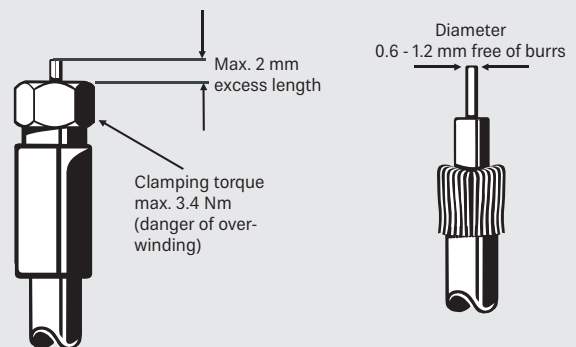


Risk of damage to property!

Use a coaxial cable with an inner conductor diameter of 1.2 mm max. and without any burrs. Ensure short-circuit-free installation.



- ▶ Connectors for coaxial cables: 75 Ω RF connectors (F series) according to EN 61169-24
- ▶ Use wood screws (max. Ø 4 mm) for fastening
- ▶ May not be installed in damp rooms
- ▶ Use recommended accessories only



Input level:

To prevent overloading of the inputs, the level must not exceed 80 dB μ V per transponder. For higher input levels (> 80 dB μ V) we recommend to use an attenuator (e.g. ERE 01 with 6 dB, order no. 274854).

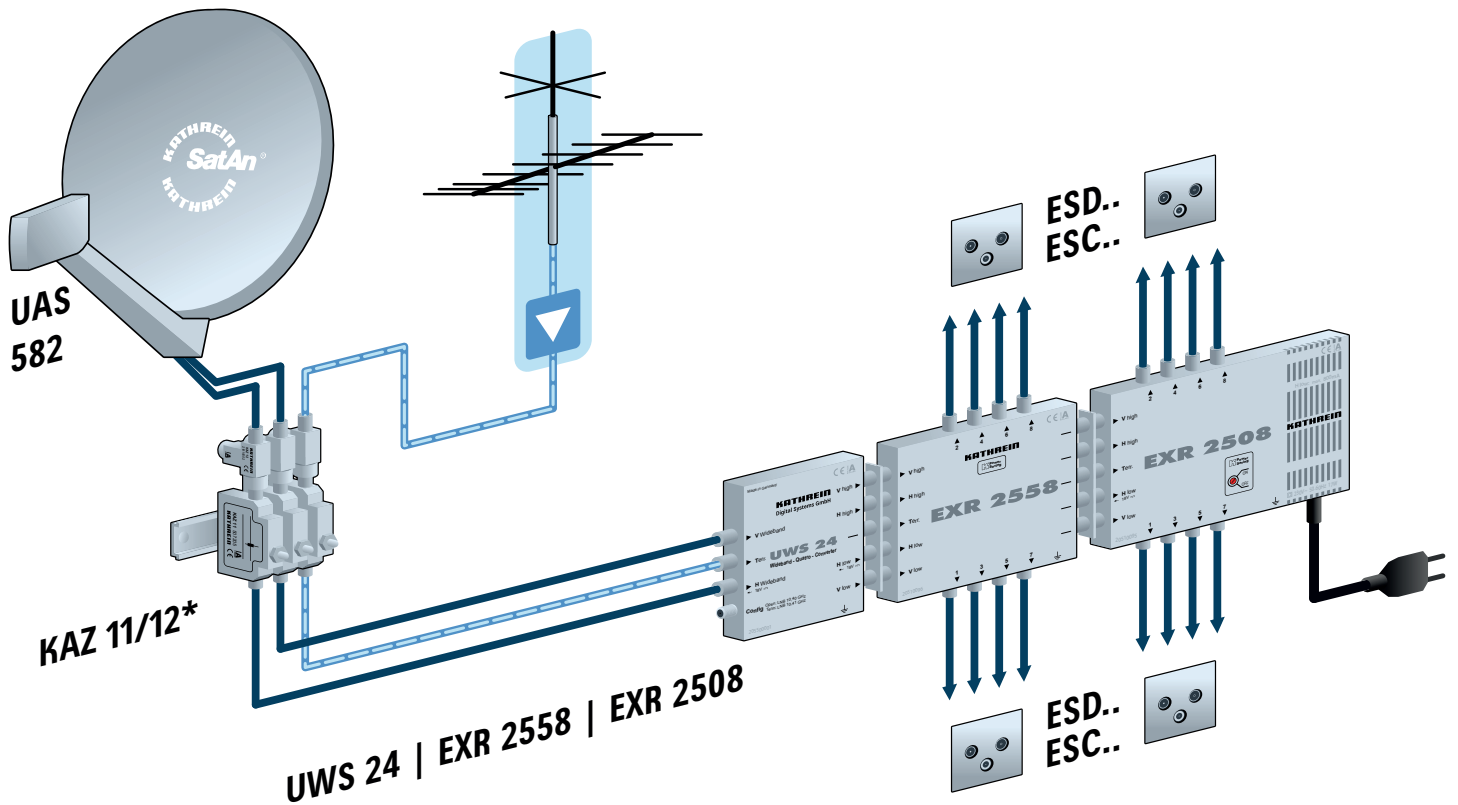


Observe the oscillator frequency of the LNB:

Wideband feed systems using an oscillator frequency of 10.41 GHz are available on the market. To be able to use these, screw an EMK 03 terminating resistor onto the "config" socket. The change is effective immediately.

This is not required when using the Kathrein feed system UAS 582 (order no 20110032).

Example of Use



Technical Data

Type Order No.		UWS 24 205500001	
Frequency range		Terrestrial	SAT
Input	MHz	5–862	290–2350
Output	MHz	5–862	950–2150
LNB oscillator frequency			
Without config resistance	GHz	-	10.40
With config resistance	GHz	-	10.41
Throughloss	dB	-0.5	0
Max. input level	dB μ V	-	80
Permissible supply voltage on horiz. low	V		12–19
Current drain at 18 V	mA		150
Max. remote feed current	mA		800
Protection class			IP 30
Permissible ambient temperature	°C		-20 to +55
Connections			F connectors
Dimensions (W x H x D)	mm		159 x 148 x 43
Packing unit/weight	pc./kg		1 (10)/0.45

SIMPLIFIED EU DECLARATION OF CONFORMITY

Hereby, KATHREIN Digital Systems GmbH declares that the radio equipment type UWS 24, order no.: 205500001

is in compliance with Directive 2014/53/EU. The full text of the EU declaration of conformity is available at the following internet address: www.kathrein-ds.com

Disposal



Electronic equipment

Electronic equipment is not domestic waste – in accordance with directive 2012/19/EC OF THE EUROPEAN PARLIAMENT AND THE COUNCIL dated 04th July 2012 concerning used electrical and electronic appliances, it must be disposed of properly. At the end of its service life, take this unit to a designated public collection point for disposal.