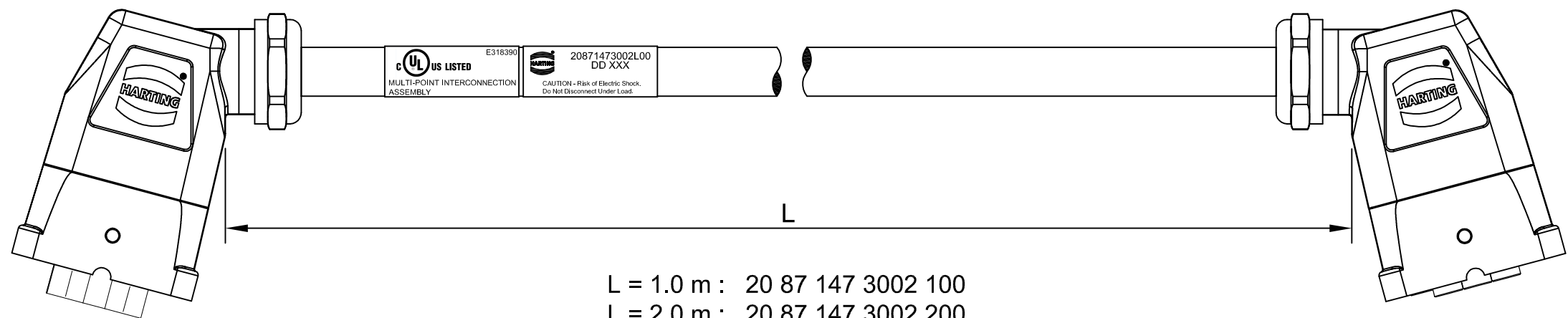


D

C

B

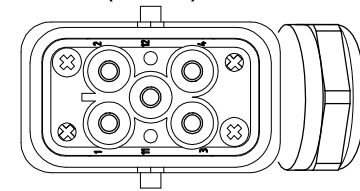
A



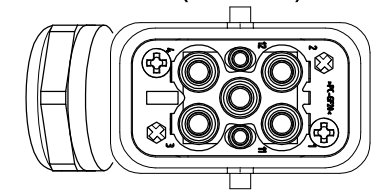
L = 1.0 m : 20 87 147 3002 100  
 L = 2.0 m : 20 87 147 3002 200

\* If a different length is required, contact your local HARTING office for part numbers and support.

MATING FACE (male)



MATING FACE (female)



PIN-OUT

MALE INSERT	CABLE	FEMALE INSERT
PIN 1 (Power)	#1 (BLACK)	PIN 1 (Power)
PIN 2 (Power)	#2 (BLACK)	PIN 2 (Power)
PIN 3 (Power)	#3 (BLACK)	PIN 3 (Power)
PIN 4 (Power)	#4 (BLACK)	PIN 4 (Power)
PE	GREEN/YELLOW	PE
PIN 11 (Signal)	#5 (BLACK)	PIN 11 (Signal)
PIN 12 (Signal)	#6 (BLACK)	PIN 12 (Signal)

Notes:  
 1. Contacts use crimp style termination.

DESCRIPTION	REV	DATE	NAME	HARTING PART NUMBER
				20 87 147 3002 L00
				DESCRIPTION
				UL2237 Cable Assembly Han Q 4/2, side-entry, 1-lever
RELEASED FOR PRODUCTION	A	10/16/15	ERW	DRAWING NUMBER
PRELIMINARY RELEASE	-	08/07/15	WOODWORTH	20871473002L00
Standard HARTING tolerances apply unless otherwise specified.				HARTING INC. OF NORTH AMERICA 1370 BOWES ROAD ELGIN, IL 60123 PH: (847) 741-1500
This drawing is property of HARTING Manufacturing Inc. No exploitation or transfer of information contained herein is permitted without written consent / agreement of HMI.				HARTING
				REFERENCE UL2237 ASSEMBLIES SHEET 1/1
				<b>A</b>