

Lüftertaster LTA Vent switch LTA

DE Montageanleitung
GB Installation instructions

123337-05



Germany
GEZE Sonderkonstruktionen GmbH
Planken 1
97944 Boxberg-Schweigern
Tel. +49 (0) 7930 9294 0
Fax +49 (0) 7930 9294 10
E-Mail: sk.de@geze.com
GEZE GmbH
Niederlassung Süd-West
Tel. +49 (0) 7152 203 594
E-Mail: leonberg.de@geze.com
GEZE GmbH
Niederlassung Süd-Ost
Tel. +49 (0) 7152 203 6440
E-Mail: muenchen.de@geze.com
GEZE GmbH
Niederlassung Ost
Tel. +49 (0) 7152 203 6840
E-Mail: berlin.de@geze.com
GEZE GmbH
Niederlassung Mitte/Luxemburg
Tel. +49 (0) 7152 203 6888
E-Mail: frankfurt.de@geze.com
GEZE GmbH
Niederlassung West
Tel. +49 (0) 7152 203 6770
E-Mail: essen.de@geze.com
GEZE GmbH
Niederlassung Nord
Tel. +49 (0) 7152 203 6600
E-Mail: hamburg.de@geze.com
GEZE Service GmbH
Tel. +49 (0) 1802 923392
E-Mail: service-info.de@geze.com

Austria
GEZE Austria
E-Mail: austria.at@geze.com
www.geze.at

Baltic States
GEZE GmbH Baltic States office
E-Mail: office-latvia@geze.com
www.geze.com

Benelux
GEZE Benelux B.V.
E-Mail: benelux.nl@geze.com
www.geze.be
www.geze.nl

Bulgaria
GEZE Bulgaria - Trade
E-Mail: office-bulgaria@geze.com
www.geze.bg

China
GEZE Industries (Tianjin) Co., Ltd.
E-Mail: chinasales@geze.com.cn
www.geze.com.cn
GEZE Industries (Tianjin) Co., Ltd.
Branch Office Shanghai
E-Mail: chinasales@geze.com.cn
www.geze.com.cn
GEZE Industries (Tianjin) Co., Ltd.
Branch Office Guangzhou
E-Mail: chinasales@geze.com.cn
www.geze.com.cn
GEZE Industries (Tianjin) Co., Ltd.
Branch Office Beijing
E-Mail: chinasales@geze.com.cn
www.geze.com.cn

France
GEZE France S.A.R.L.
E-Mail: france.fr@geze.com
www.geze.fr

Hungary
GEZE Hungary Kft.
E-Mail: office-hungary@geze.com
www.geze.hu

Iberia
GEZE Iberia S.R.L.
E-Mail: info@geze.es
www.geze.es

India
GEZE India Private Ltd.
E-Mail: office-india@geze.com
www.geze.in

Italy
GEZE Italia S.r.l.
E-Mail: italia.it@geze.com
www.geze.it

GEZE Engineering Roma S.r.l.
E-Mail: roma@geze.biz
www.geze.it

Poland
GEZE Polska Sp.z o.o.
E-Mail: geze.pl@geze.com
www.geze.pl

Romania
GEZE Romania S.R.L.
E-Mail: office-romania@geze.com
www.geze.ro

Russia
OOO GEZE RUS
E-Mail: office-russia@geze.com
www.geze.ru

Scandinavia – Sweden
GEZE Scandinavia AB
E-Mail: sverige.se@geze.com
www.geze.se

Scandinavia – Norway
GEZE Scandinavia AB avd. Norge
E-Mail: norge.se@geze.com
www.geze.no

Scandinavia – Denmark
GEZE Danmark
E-Mail: danmark.se@geze.com
www.geze.dk

Singapore
GEZE (Asia Pacific) Pte, Ltd.
E-Mail: gezesea@geze.com.sg
www.geze.com

South Africa
GEZE Distributors (Pty) Ltd.
E-Mail: info@gezesa.co.za
www.geze.co.za

Switzerland
GEZE Schweiz AG
E-Mail: schweiz.ch@geze.com
www.geze.ch

Turkey
GEZE Kapi ve Pencere Sistemleri
E-Mail: office-turkey@geze.com
www.geze.com

Ukraine
LLC GEZE Ukraine
E-Mail: office-ukraine@geze.com
www.geze.ua

United Arab Emirates/GCC
GEZE Middle East
E-Mail: gezeme@geze.com
www.geze.ae

United Kingdom
GEZE UK Ltd.
E-Mail: info.uk@geze.com
www.geze.com

GEZE GmbH

Reinhold-Vöster-Straße 21–29 Tel.: 0049 7152 203 0
71229 Leonberg Fax: 0049 7152 203 310
Germany www.geze.com



Varianten / Variants

Name	Mat. Nr. Mat. No.
Lüftertaster LTA-24, LED, 1-fach Rahmen AS 500 alpinweiß Vent switch LTA-24, LED, single frame AS 500 alpine white	118473
Lüftertaster LTA-24-AZ, LED, 1-fach Rahmen AS 500 alpinweiß Vent switch LTA-24-AZ, LED, single frame AS 500 alpine white	129393
Lüftertaster LTA-24-SCT, mit Schlüsseltaster, 1-polig ohne Profilhalbzylinder, mit 2-fach Rahmen AS 500 alpinweiß Vent switch LTA-24-SCT, with key switch, 1-pole without pro- file half-cylinder, with double frame AS 500 alpine white	127176
Lüftertaster LTA-230, 1-fach Rahmen AS 500 alpinweiß Vent switch LTA-230, single frame AS 500 alpine white	118474
Lüftertaster LTA-230-SCT, mit Schlüsseltaster, 1-polig ohne Profilhalbzylinder, mit 2-fach Rahmen AS 500 alpinweiß Vent switch LTA-230-SCT, with key switch, 1-pole without profile half-cylinder, with double frame AS 500 alpine white	118475

Zubehör / Accessories

Name	Mat. Nr. Mat. No.
AS 500 1-fach Rahmen / AS 500 single frame	115376
AS 500 2-fach Rahmen / AS 500 double frame	115377
AS 500 3-fach Rahmen / AS 500 triple frame	115378
AS 500 4-fach Rahmen / AS 500 quadruple frame	115379
AS 500 5-fach Rahmen / AS 500 quintuple frame	115380
Blindabdeckung BAB / Dummy cover BAB	118480

Name	Mat. Nr. Mat. No.
Aufputzdose / Surface-mounted box	
□ 1-fach / Single	120503
□ 2-fach / Double	128609
□ 3-fach / Triple	133206
Profilhalbzylinder Profile half-cylinder	090176
Schaltkontakt / Switching contact	024467
SCT (1-pol.)	117996
SCT (2-pol.)	118478

Passende Schalterprogramme / Matching switch ranges

Jung

- AS 500
- LS 990 (mit Zwischenrahmen
/ with intermediate frame)
- ST550 (mit Zwischenrahmen /
with intermediate frame)

Merten

- System M

Berker

- B3
- B7
- S1

Gira

- Standard 55
- E2
- Event

Feller

- EDIZIOdue

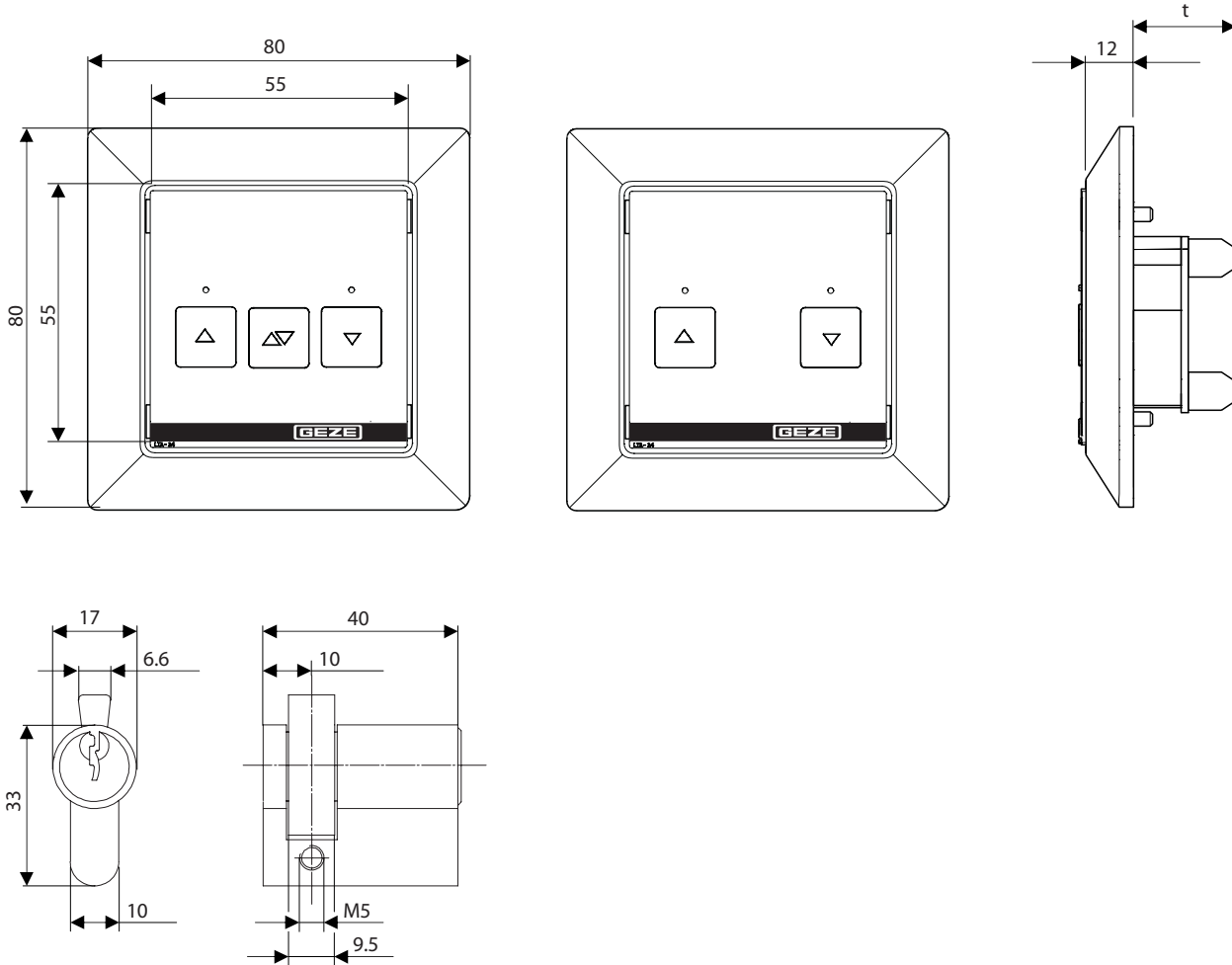
Technische Daten / Technical data

Variante Variant	Spannung in V Voltage in V	Strom in A Current in A
LTA-24	24	0.05
LTA-24-AZ	24	0.05
LTA-230	230	6

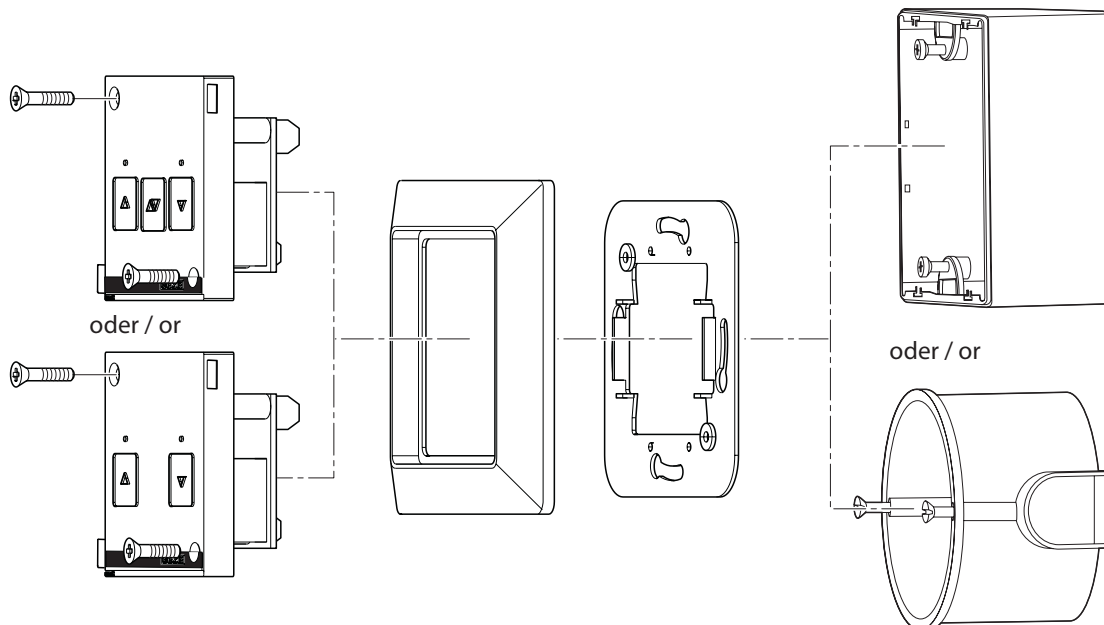
Normen / Standards

DIN 18252

Maßzeichnungen / Dimensional drawings



Zusammenbau / Assembly



Schablone für Pfostenmontage / Template for installation on a post

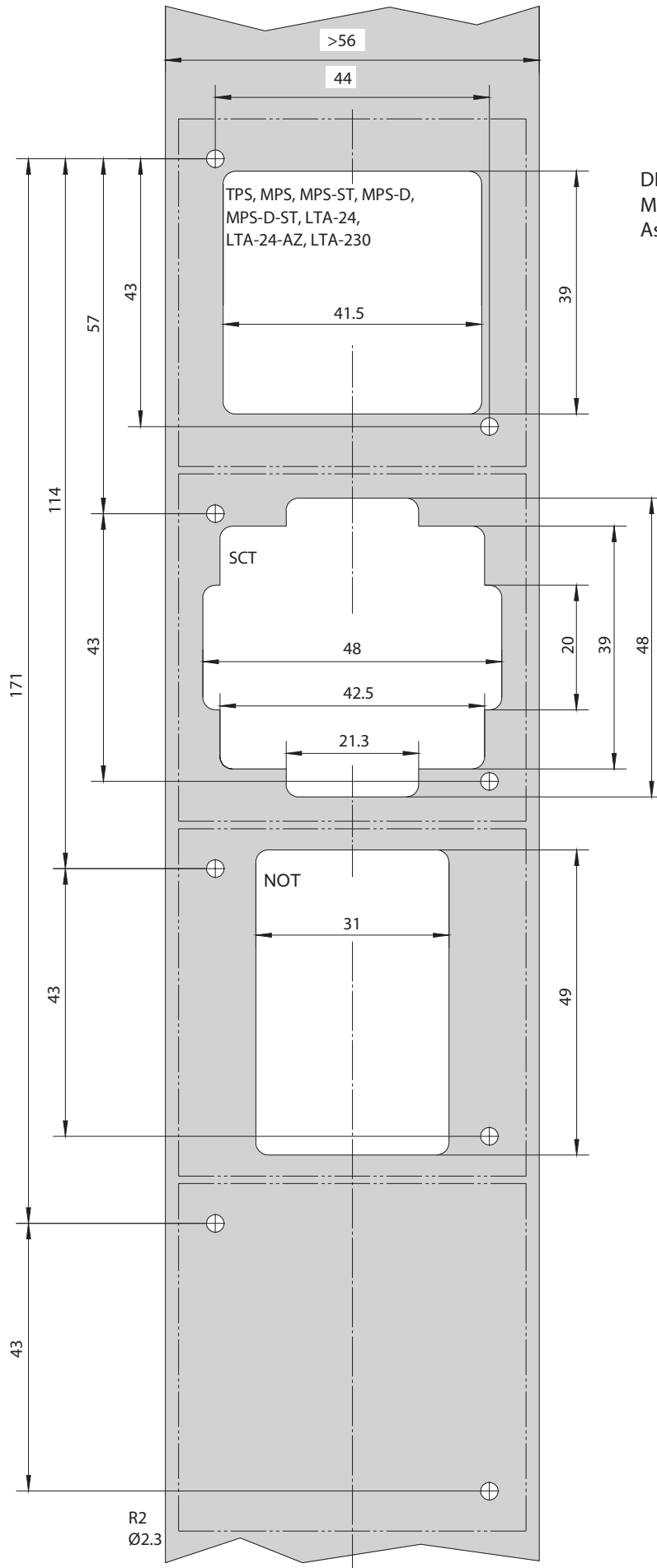


Die Papierschablone kann sich abhängig von der Luftfeuchtigkeit maßlich verändern. Verbindlich sind daher nur die Maßangaben.

▶ Vor der Verwendung Papierschablone maßlich kontrollieren und ggf. korrigieren.


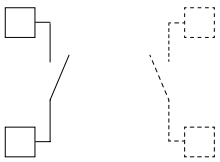
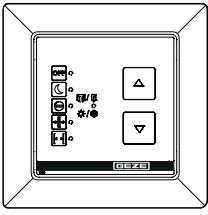
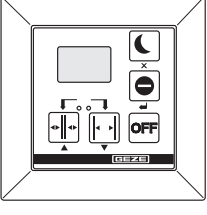
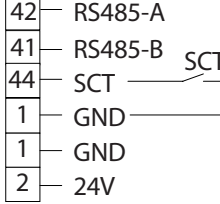
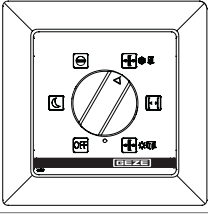
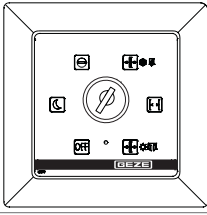
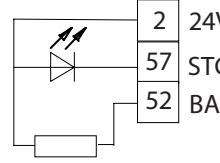
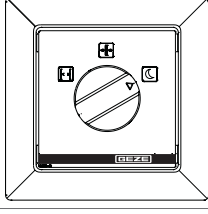
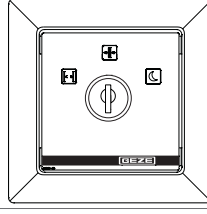
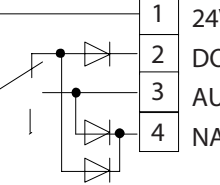
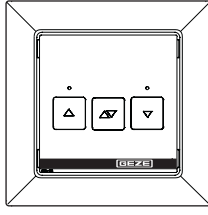
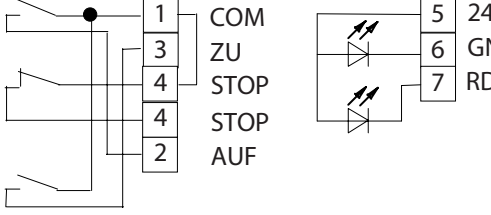
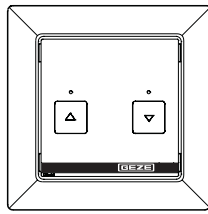
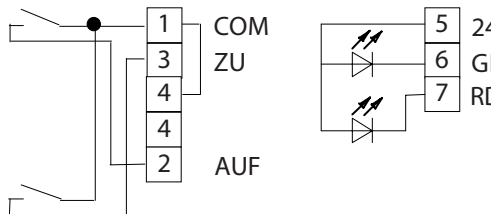
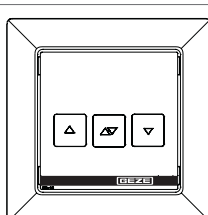
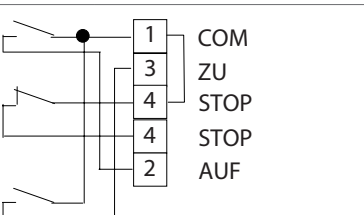
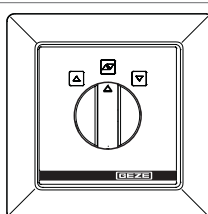
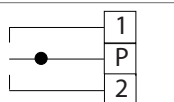
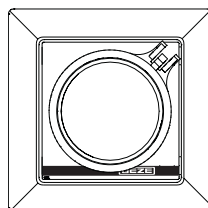
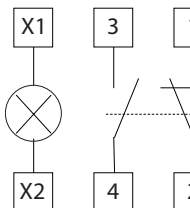
The dimensions of the paper template can change depending on air humidity. For this reason, only our dimensional specifications are applicable.

▶ Before using the paper template check the dimensions and correct if necessary.



DPS, LTA-LSA:
Montage in Pfosten nicht möglich. /
Assembly on a post not possible.

Anschlusspläne / Wiring diagrams

Taster / Switches	Bezeichnung / Description	Mat. Nr. / Mat.No.	Taster / Switches	Bezeichnung / Description	Mat. Nr. / Mat. No.	Schaltplan / Circuit diagram	h [mm]	t [mm]
	SCT (1-pol.) SCT (2-pol.)	117996 118478					11	31.9
	TPS TPS-SCT TPS-KDT TPS-KDT-SCT	113231 113232 126582 126583		DPS mit/with OFF DPS ohne/without OFF DPS mit/with OFF SCT	151524 155809 155810	 <p>42 RS485-A 41 RS485-B 44 SCT 1 GND 1 GND 2 24V</p> <p>Leitung / Wire <100 m</p>	11.3	5.3 31.9
	MPS	113226		MPS-ST	113227		24	36
	MPS-D	118417		MPS-D-ST	118418		24	36
	LTA-24 LTA-24-SCT	118473 127176				 <p>1 COM 3 ZU 4 STOP 4 STOP 2 AUF</p> <p>5 24V 6 GN 7 RD</p>	11	26
	LTA-24-AZ	129393				 <p>1 COM 3 ZU 4 AUF 4</p> <p>5 24V 6 GN 7 RD</p>	11	26
	LTA-230 LTA-230-SCT	118474 118475				 <p>1 COM 3 ZU 4 STOP 4 STOP 2 AUF</p>	11	26
	LTA-LSA	118476					24	32
	NOT	123132				 <p>X1 3 1 X2 4 2</p>	54	56