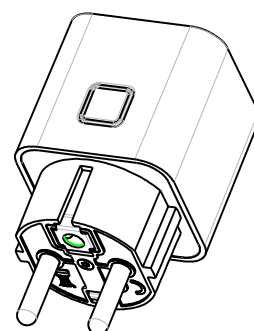
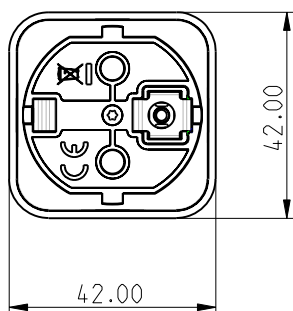
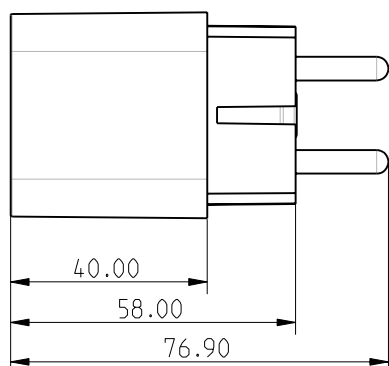


Produktdatenblatt Technical Datasheet



Smart Plug

Der SALUS Smart Plug wird direkt in eine Steckdose gesetzt. Er ermöglicht es strombetriebene Geräte mit Ihrem Smartphone oder PC mittels der SALUS Smart Home App zu steuern. Der SALUS Smart Plug muss mit dem UGE600 Universellem Gateway verwendet werden.

Technische Informationen :

Produktname	Smart Plug
Abmessungen	42/42/40 in mm (L/B/H)
Eingangsspannung	230 V AC, +/-10% , 50Hz
Schaltleistung	16A

Steckertyp	Euro-Schukostecker
Frequenz	ZigBee 2,4GHz
Schutzklasse	IP30

Smart Plug

The SALUS smart plug is inserted directly into an existing power outlet. It gives Smart phone control of the device plugged into the smart plug via the SALUS connected smart phone app. The SALUS smart plug must be used in conjunction with the SALUS UG600 universal gateway.

Technical information :

Product name	Smart Plug
Dimensions	42/42/40 in mm (L/B/H)
Input Voltage	230 V AC, +/-10% , 50Hz
Switching capacity	16A

Plug and Socket type	2-Pin EU Schuko plug and Schuko socket
Frequency	ZigBee Pro, HA 1.2
IP Rating	IP30

Design Views / Design Views



Date/Version

05/16 – 1.0

Technical disclaimer

Alle Rechte vorbehalten. Technische Änderungen vorbehalten.
We reserve the right to alter our products without notice.
This also applies to products already on order provided
that such changes do not change the functionary
of the product

Contact

Salus Controls GmbH
Dieselstraße 34, Mühlheim am Main
D-63165, Germany
Tel: +49 (0) 6108 825850
info@salus-controls.de