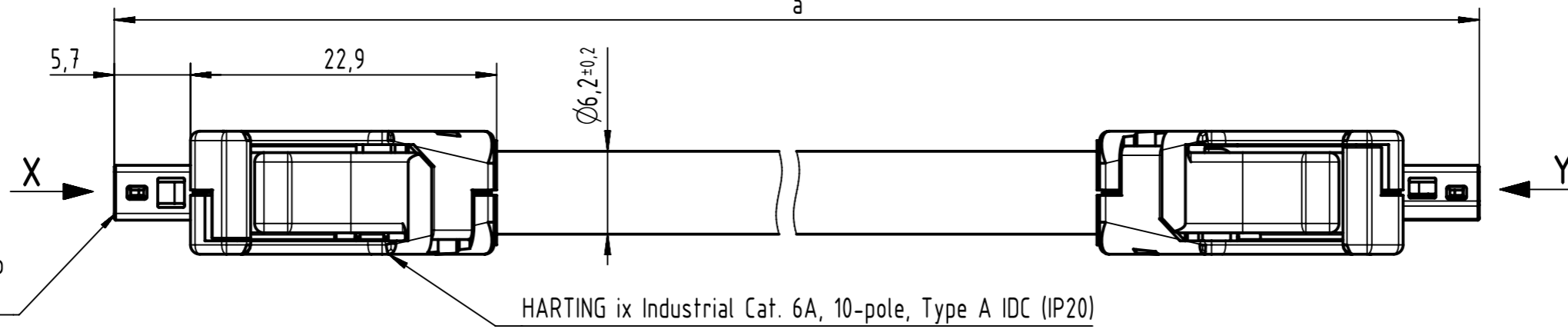


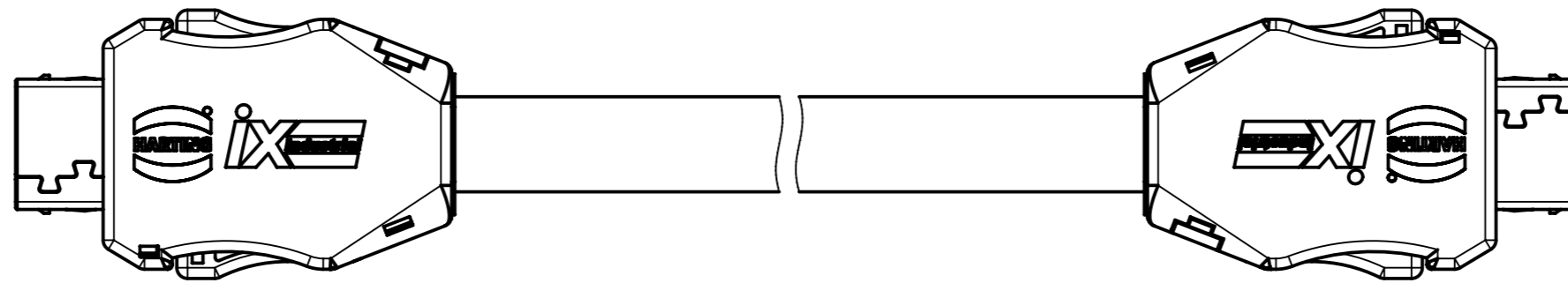
Connector Location A

Connector Location B



Mating face acc. to IEC 61076-3-124

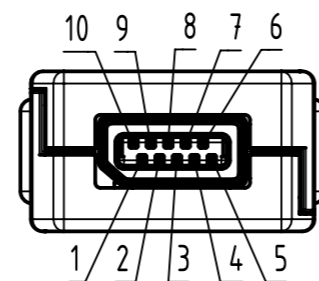
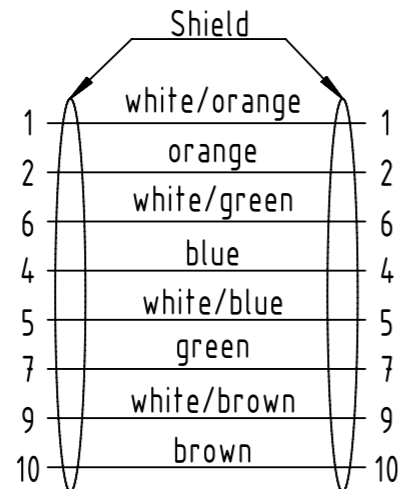
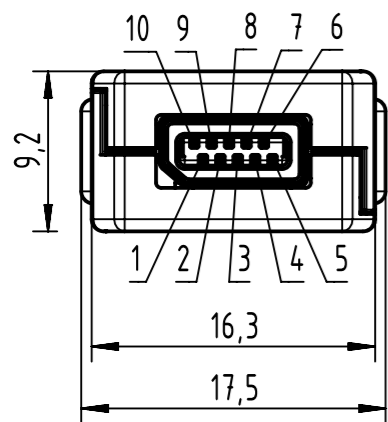
HARTING ix Industrial Cat. 6A, 10-pole, Type A IDC (IP20)



X male

Loading Plan acc. to TIA/EIA 568B

Y male

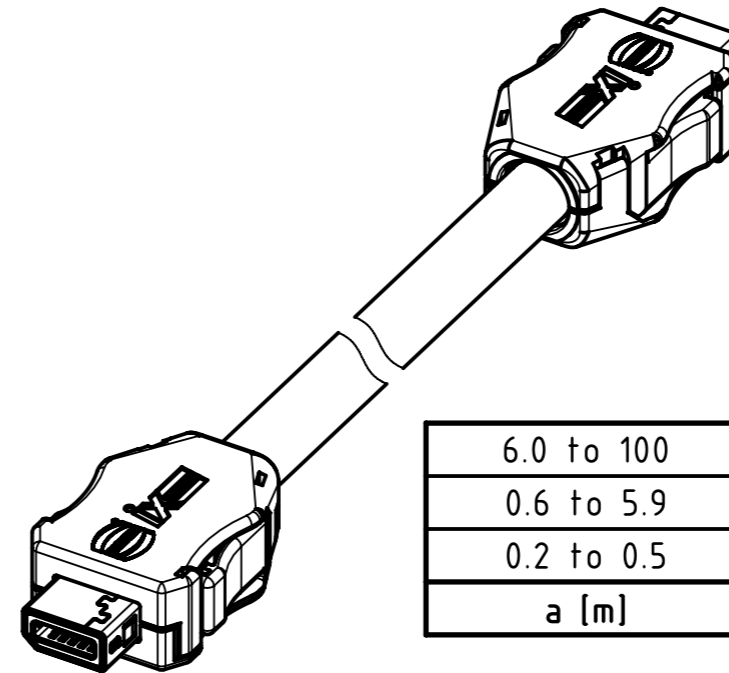


Contacts 3 and 8 are not connected on both sides

- Contact material: copper alloy
- Contact area: Gold 0.2µm min.

Temperature range:

- Fixed installation: -20°C ... +60°C
- Dynamic installation: 0°C ... +50°C



6.0 to 100	±1%
0.6 to 5.9	+0.04
0.2 to 0.5	+0.02
a [m]	Tolerance

length in "1m" step	100	XXX=000
	99	XXX=990
	.	.
	12	XXX=120
	11	XXX=110
length in "0.1m" step	10	XXX=100
	9.9	XXX=099
	9.8	XXX=098
	.	.
	0.5	XXX=005
	0.4	XXX=004
	0.3	XXX=003
	0.2	XXX=002
Step	a [m]	XXX

Cat. 7 FRNC Ethernet Cable, AWG 26/7, S/FTP, red

33480101825XXX

Type of cable

Part no.

NOTE:

For lengths < 1.0m:

- relative positioning of the connectors to each other will be as presented in the drawing, however with an admissible angular deviation around cable axis of ± 30°

For lengths ≥ 1.0m:

- relative positioning of the connectors to each other not obligatory

	All rights reserved	Created by 407675 Lorinczi	Inspected by COSTEA Costea	Standardisation MUNTEANV Muntean	Date 2022-11-08	State Final Release
	Department HCS - RO	Title ix Industrial Cat.6A FRNC red		Doc-Key / ECM-Nr. 100882363/UGD/000/E 50000226502		Rev. E
HARTING Customised Solutions D-32339 Espelkamp		Type TB	Number 33480101825XXX		Page 1/1	