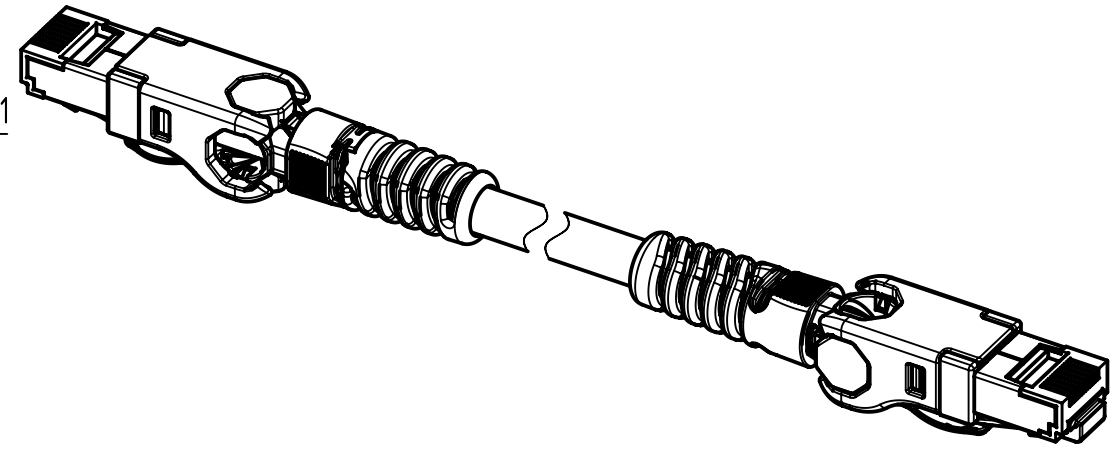
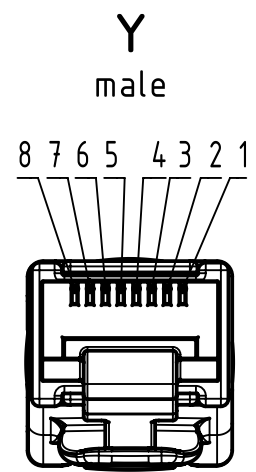
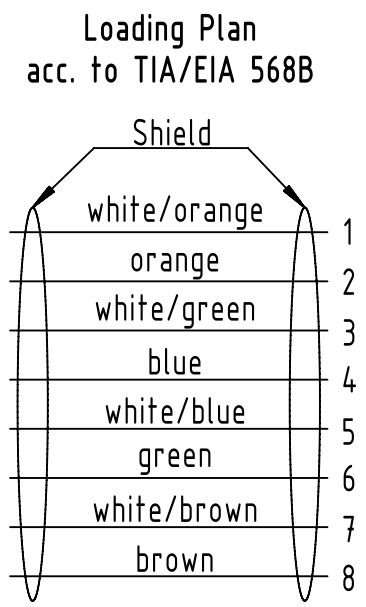
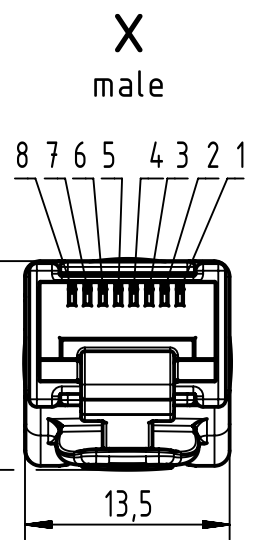
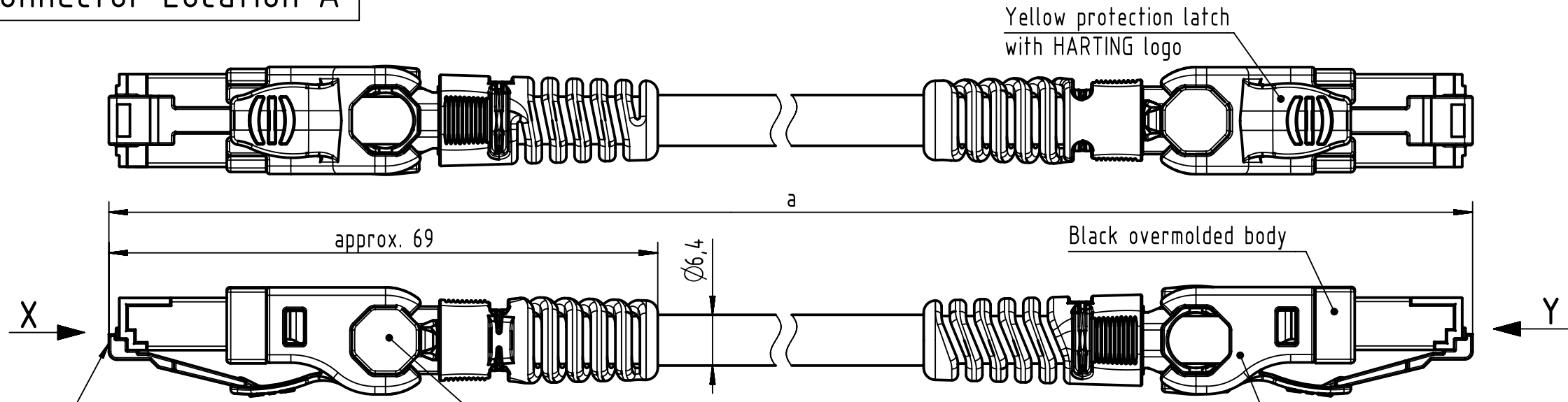


Connector Location A

Connector Location B



NOTE:
 - Direction of the cable outlet can be changed up to 20x
 Temperature range:
 - Fixed installation: -30°C ... +75°C
 - Dynamic installation: -5°C ... +50°C



6.0 to 45	±1%
0.6 to 5.9	+0.04
0.2 to 0.5	+0.02
a [m]	Tolerance

length in "1m" step	45	XXX=450
	44	XXX=440
	.	.
	.	.
length in "0.1m" step	12	XXX=120
	11	XXX=110
	10	XXX=100
	9.9	XXX=099
	9.8	XXX=098
	.	.
	0.5	XXX=005
	0.4	XXX=004
0.3	XXX=003	
0.2	XXX=002	
Step	a [m]	XXX

4x2xAWG 26/7, S/FTP, PUR, Cat.7, yellow

Type of cable

09488485745XXX

Part no.

All Dimensions in mm		Tech. Character.		Free size tol.		According to production drawing	
	All rights reserved	Created by BANIUD Banciu	Inspected by COSTEA Costea	Standardisation MUNTEANV Muntean	Date 2020-04-06	State Final Release	
	Department HCS - RO	Title VarioBoot RJ45 Cat.6A UaD - LaR cable				Doc-Key / ECM-Nr. 100814491/UGD/000/C 500000170403	
HARTING Customised Solutions D-32339 Espelkamp		Type TB	Number 09488485745XXX		Rev. C	Page 1/1	