

CC20xx | CC32xx

Mode 3 charging cable type 2 - type 2
11 or 22 kW



The Mode 3 charging cable family from ABL/Wallbox offers different charging cables for connecting an electric vehicle with a Type 2 charging socket to a charging station with a Type 2 charging socket.




HIGH FLEXIBILITY FOR DIFFERENT APPLICATIONS

The product family consists of 6 charging cables with a length of 5, 7.5 or 10 metres, which, depending on the cable cross-section, are designed for a rated current of 20 or 32 A and thus for a maximum charging power of 11 or 22 kW. The rated voltage for each cable is 480 V.

RELIABLE OPERATION

The charging cables are designed for over 10,000 mating cycles and are particularly durable and reliable in operation despite their low weight.

PRODUCT HIGHLIGHTS

-  Type 2 charging plug and connector in accordance with IEC 62196-2
-  Low weight, high flexibility
-  Designed for over 10,000 mating cycles

COMPATIBLE CHARGERS

- All Wallbox Pulsar Socket charging stations
- All ABL eM4 charging stations with charging socket
- All ABL eMC2 and eMC3 charging poles

PHYSICAL / MECHANICAL

| | |
|-----------------------|---|
| Type | Mode 3 charging cable Type 2 to Type 2 |
| Cable length | 10 m 7.5 m 5 m (depending on model) |
| Number of phases | 3 |
| Maximum output | 22 kW 11 kW (depending on model) |
| Rated current (power) | 32 A 20 A (depending on model) |
| Rated voltage (power) | 480 V |
| Mating cycles | ≥ 10,000 |
| IP rating | IP44 (when plugged in) |
| Colour | Black |
| Standards | IEC 62196-2 |

ORDER INFORMATION

| | |
|------------------------------|---|
| Model | CC2010 CC2075 CC2050 CC3210 CC3275 CC3250 |
| Commodity code | 85444290 |
| Packaging unit (PU) | 1 |
| Packaging dimensions (H×W×D) | Approx. 9 × 51 × 35.5 cm |
| Items supplied | Mode 3 charging cable, operating instructions |

MODEL OVERVIEW


| Product name | Maximum output | Cable length | Weight (gross) | Weight (net) | EAN number |
|--------------|----------------|--------------|----------------|----------------|---------------|
| CC2010 | 11 kW | 10 m | Approx. 3.2 kg | Approx. 2.8 kg | 5713141048484 |
| CC2075 | | 7.5 m | Approx. 2.7 kg | Approx. 2.3 kg | 5713141048477 |
| CC2050 | | 5 m | Approx. 2.1 kg | Approx. 1.7 kg | 5713141048460 |
| CC3210 | 22 kW | 10 m | Approx. 4.5 kg | Approx. 4.1 kg | 5713141048453 |
| CC3275 | | 7.5 m | Approx. 3.6 kg | Approx. 3.3 kg | 5713141048446 |
| CC3250 | | 5 m | Approx. 2.8 kg | Approx. 2.4 kg | 5713141048439 |

ACCESSORIES



Cable Dock
(black)

100000780



Cable Holder
(black)

100000781



Type 2 charging
cable holder

CABHOLD

COMPATIBILITY



Wallbox ABL Pulsar Pro
(Socket)

100000690



ABL eM4 Single | Twin

All family variants



ABL eMC2

All family variants



ABL eMC3

All family variants

Subject to change: All performance characteristics, technical and other specifications are subject to change without prior notice.