

OT FIT 35 / 220 – 240 / 350 D CS L

Constant Current LED Power Supply

200mA - 250mA - 300mA- 350mA

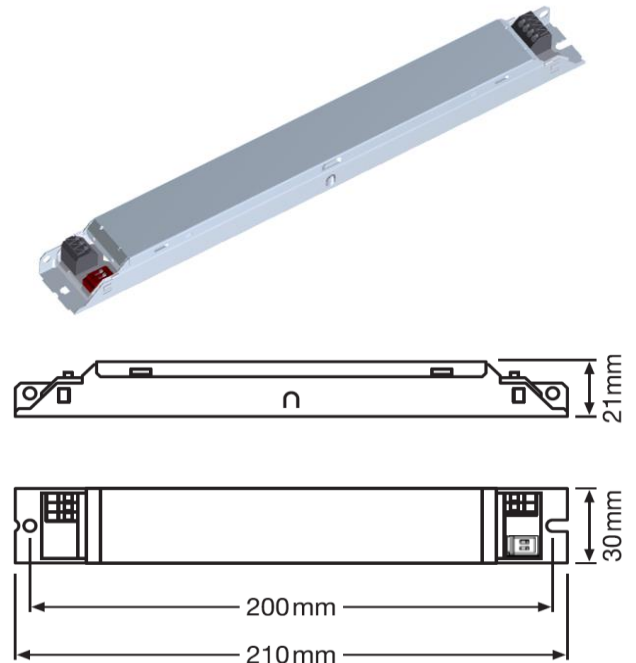
OPTOTRONIC® LED Power Supply is the reliable choice for linear and area fixtures for office - industrial - shop lighting

Benefits

Flexible with 1 driver offers 4 output currents;
High quality light with very low ripple;
Very high efficiency up to 91%
Enable slim fixture design with flat 21mm height metal housing
Long lasting and high reliability
Non isolated driver

Applications

Linear and area lighting
Office – industrial - shop



Approval marks (under preparation if not on label)

**Product features**

- Output current: 200/250/300/350mA
- Low THD < 10% @ full load
- Output power : 8W – 40W
- Input voltage: 220 – 240V_{AC}
- Ambient temp range ta : -25 to +50°C
- Wide output voltage range
- Very low ripple < 5%
- High efficiency up to 91%
- Fixed output (no dimming)
- 5 years guarantee

Electrical Specifications

	Item	Value	Unit	Remarks
INPUT	Nominal voltage	220 – 240	V _{AC}	
	Nominal frequency	50 / 60	Hz	
	AC voltage range	198 – 264	V _{AC}	Permitted voltage range
	DC voltage range	NA	V	
	Maximum voltage	300	V	1hrs
	Nominal current	220	mA	230V, Refer to Table 1 for details
	Total Harmonic Distortion (THD)	< 10	%	Full load, 230 V, 50 Hz / see graphs
	Power factor	0.98		Full load, 230 V, 50 Hz / see graphs
	Efficiency	91	%	Full load, 230 V, 50 Hz, typical / see graphs
	Stand-by power	NA	W	
	Power loss	4	W	at 230V, Input power 44.3 W max. Refer to Table 1 for details
	Protection class	I		
	Inrush current	30	A	t _{width} = 200 μs typical (measured at 50% I _{peak})
	Max. units per circuit breaker	B16:19; B10: 12; C16:32; C10: 20;		
Leakage current	< 0.7	mA	Output floating	
OUTPUT	Nominal voltage range	40 – 160	V _{DC}	@ 200/250mA output current, Refer to Table 1 for details
	Maximum voltage	40 – 115	V _{DC}	@ 300/350mA output current, Refer to Table 1 for details
	Nominal current range	200/250/300/350	mA	Open circuit
	Current accuracy	+/- 5	%	at 220-240Vac nominal voltage
	Current ripple	< 5	%	Full load, Ripple / average @ 100 Hz
	Nominal power range	8 – 40.3	W	Partial Load. Refer to Table 1 for details
	Maximum power	40.3	W	T _a =50°C, Refer to Table 1 for details
	Galvanic isolation	Non isolated		
DIMMING	Dimming control	No		Not dimmable
	Dimming range	NA	%	
	Dimming technique	NA		
	Frequency	NA	Hz	
	Galvanic isolation	NA		
ENVIRONMENT	Ambient temperature range t _a	-25 ...+50	°C	Refer to Table 1 for details
	Maximum case temperature t _c	75	°C	Measured on t _c point indicated of the product label.
	Max. case temp. in fault condition	110	°C	
	Storage temperature range	-25 ...+80	°C	Cool down before operating
	Relative humidity	5 ... 85	%	Not condensing
	Surge transient protection	1 2	kV	L/N LN/PE acc. IEC 61547
	Environmental rating	Indoor		
	IP rating	IP 20		
	Mains switching cycles	> 100'000		
Expected lifetime	50'000	hrs	t _{max} = 75°C, 10% failure rate	

Protections

Over temperature

Automatic, reversible

Overload

Automatic, reversible

No load

Yes.

Short-circuit

Automatic, reversible

Input overvoltage

Maximum allowed input voltage 300V AC/ 1hr

Output overvoltage

Yes, limitation of Output voltage < 250Vrms

Output under voltage

NA

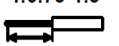
LED load protection

NA

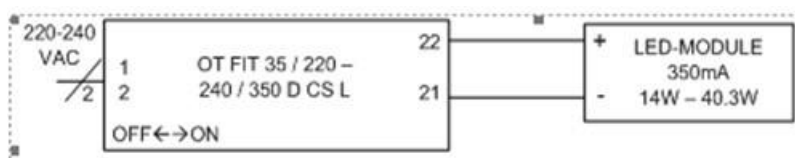
Wiring Diagram

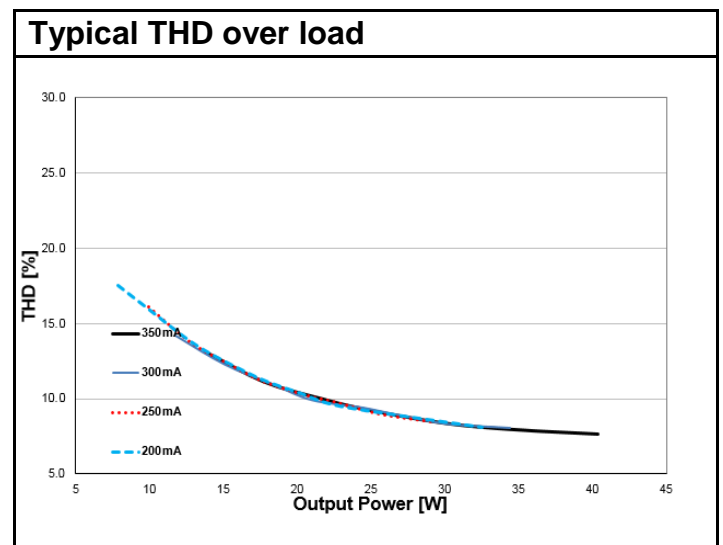
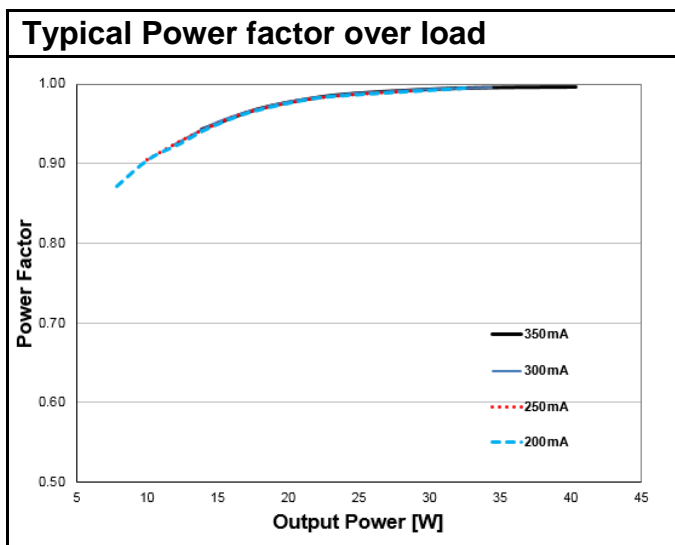
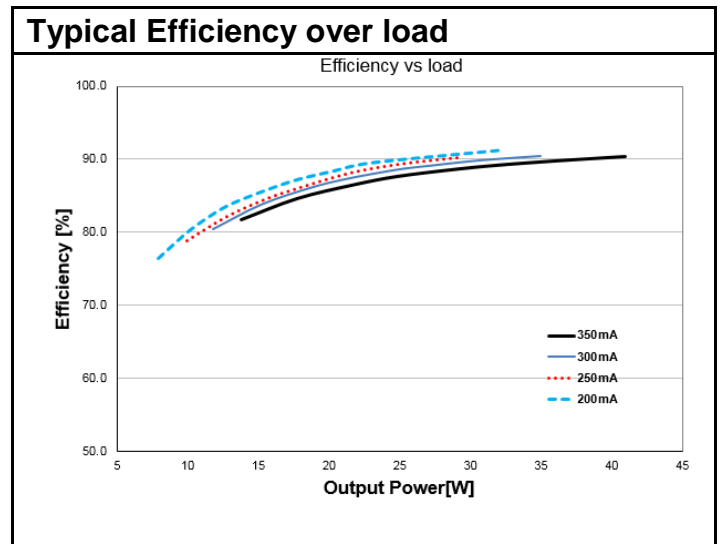
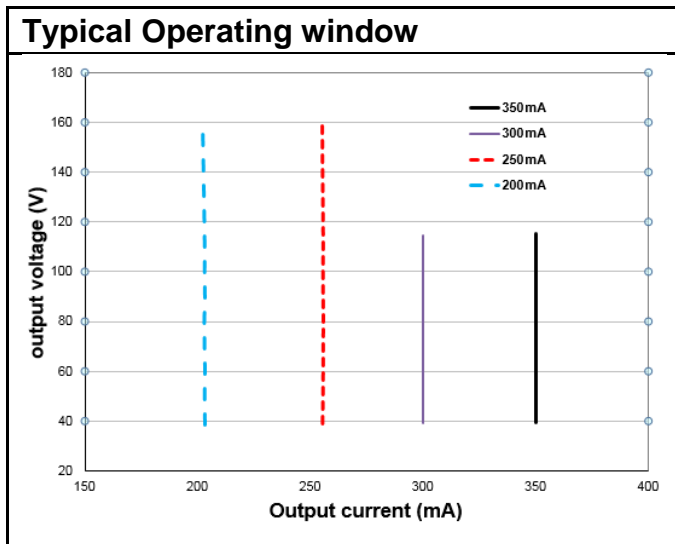
Terminal: Push in terminals
 Max. cable length - system: 2 m
 Geometry (l x b x h): 210 x 30 x 21 mm
 Weight: 125g

Wire preparation:

Push in
 s:0.5-1.5
 f:0.75-1.5

 7-8 mm

Hot plug-in or secondary switching of LEDs is not permitted and may cause a very high current to the LEDs.





	200	250	300	350
I out (mA)	200	250	300	350
U min [V]	40	40	40	40
U max [V]	160	160	115	115
P min [W]	8	10	12	14
P max [W]	32	40	34.5	40.3
Ta [°C]	50	50	50	50
Tc [°C]	75	75	75	75
Line Current, nominal@230V mA	160	220	200	220
Max Power Loss@230V [W]	3.2	4	3.4	4
Input Power @230V [W]	35.2	44	37.9	44.3

Pin1	Pin2	Current
ON	ON	350
ON	OFF	300
OFF	ON	250
OFF	OFF	200

Current selection by DIP-switch

Standards

Safety: IEC 61347-1, IEC 61347-2-13

Performance: IEC 62384

Harmonic content: IEC 61000-3-2

Immunity: IEC 61000-3-3

IEC 61547

Product name	EAN10	EAN40	Pieces / box
OT FIT 35 / 220 – 240 / 350 D CS L	4052899531437	4052899531444	20

OSRAM GmbH

Head Office:

Marcel-Breuer-Strasse 6
80807 Munich, Germany
Phone +49 89 6213-0
Fax +49 89 6213-XXXX
www.osram.com

