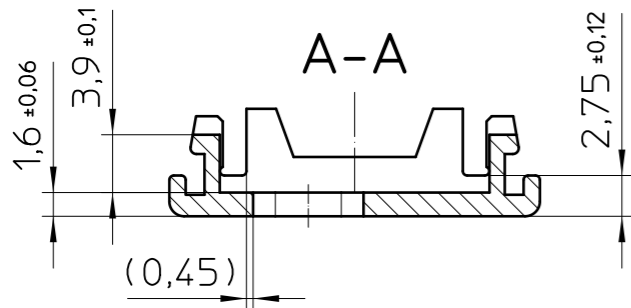
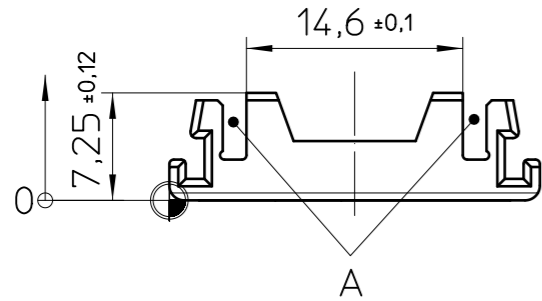
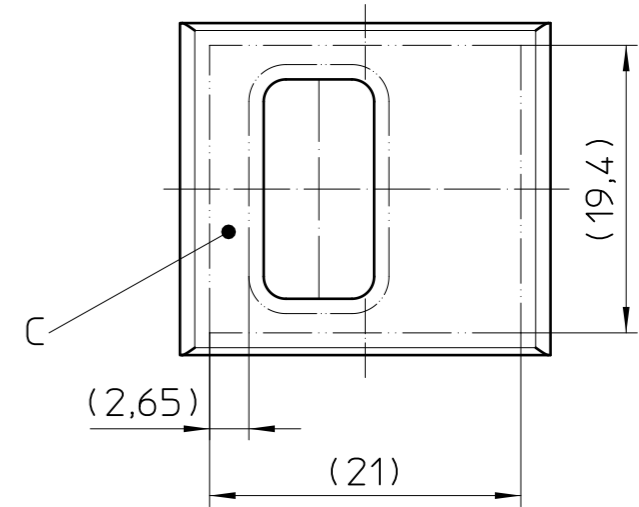
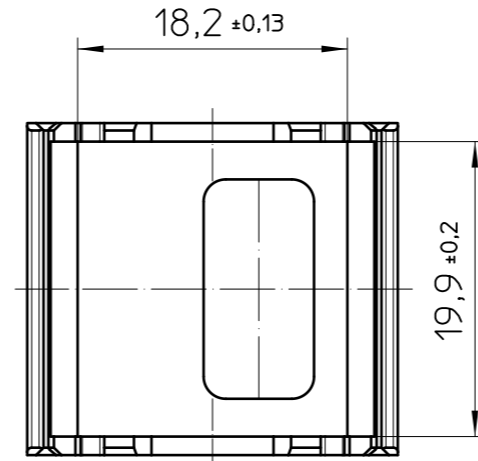
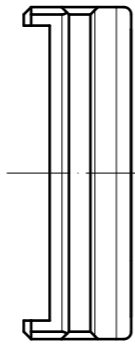
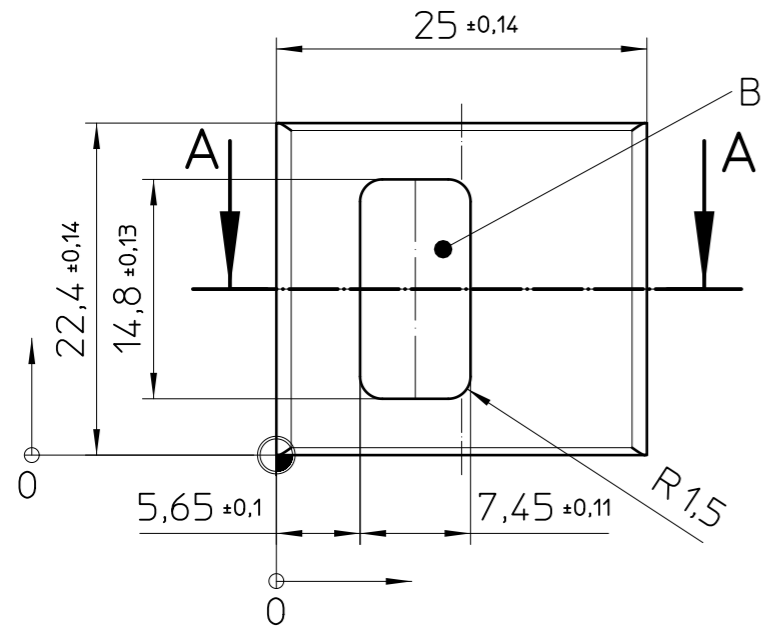


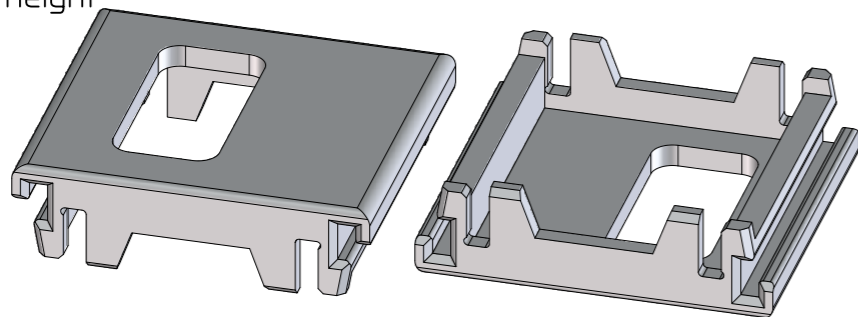
Transfer or duplication of this document as well as the utilisation or communication of its content are not permitted unless express consent is granted. Violations give rise to claims for damages. All rights reserved in case of patent, utility model or design patent registrations.

Weitergabe sowie Vervielfältigung dieses Dokuments, Verwertung und Mitteilung seines Inhalts sind verboten, soweit nicht ausdrücklich gestattet. Zuwiderhandlungen verpflichten zu Schadensersatz. Alle Rechte für den Fall der Patent-, Gebrauchsmuster- oder Designeintragung vorbehalten.

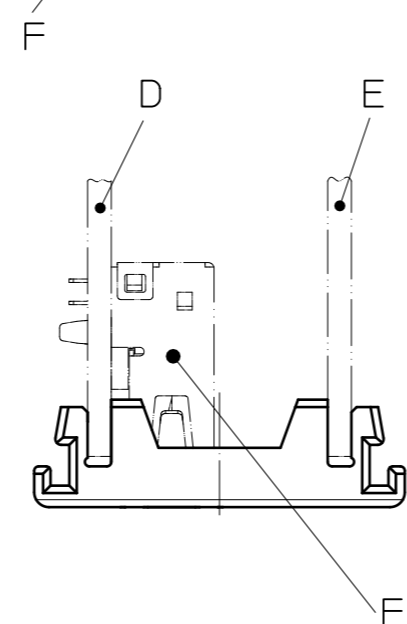
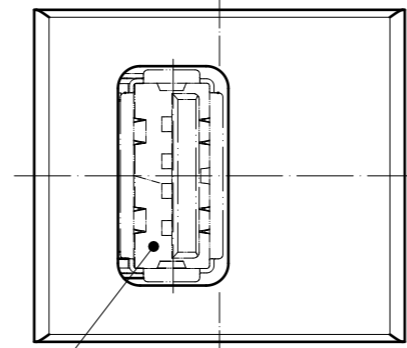
FILLER



depth
width
height



Assembly example



General Information:

- Simplified representation, exemplary shown in gray
- Document excluded from change process
- Units are in millimeters [mm] and degrees [°]
- Tolerances apply in a normal climate according to DIN EN ISO 291-23/50-2, PA plastic parts with about 2% (% by weight) moisture content.
- Workpiece zero point for printing
- Tolerances for printing DIN ISO 2768-m
- Web: www.phoenixcontact.com webcode: #1635

Additional Information:

- A) PCB guidance
- B) Opening for connector USB
- C) Marking area for pad printing, other printing processes on request
- D) Main PCB, thickness= 1,6±0,2
- E) Second PCB, thickness= 1,6±0,2
- F) Connector USB-socket

Pos.	QTY	Description	Material
1	1	FILLER	PA
DIN A3		document-No. / RI	date
		01119542 / 02	08.04.2025
		scale	2:1
		ident.-No.	document-type
		1071629	TECDOC 2D_Productdrawing
		description	
		ICS25-F22U-5015	
page 1	of 1		